

Axicom | Axicom IM

TE Internal #: 4-1462037-6

RF Relay, DC, Polarized, Monostable, 2 Form C DPDT-CO, 2 A Contact Rating, 12 VDC Coil Voltage, 250 VAC Contact Voltage, Axicom IM

[View on TE.com >](#)

Relays & Contactors > Electromechanical Relays > Standard Signal Relay 2 Form C,2 CO Cont



Relay & Contactor Type: **RF Relay**

Current Type: **DC**

Coil Magnetic System: **Polarized, Monostable**

Contact Arrangement: **2 Form C DPDT-CO**

Contact Current Rating: **2 A**

[All Standard Signal Relay 2 Form C,2 CO Cont \(72\)](#)

Features

Contact Features

Contact Plating Material	Gold
Contact Material	PdRu

Dimensions

Product Width	6 mm[.236 in]
Product Length	10 mm[.393 in]
Product Height	5.65 mm[.222 in]

Signal Characteristics

Isolation (HF Parameter)	-18.8dB @ 900MHz, -37dB @ 100MHz
Insertion Loss (HF Parameter)	-.33dB @ 900MHz, -.03dB @ 100MHz

Packaging Features

Packaging Method	Reel
------------------	------

Other



Coil Power Rating Class	.05 – .3 W
Contact Current Class	0 – 2 A
Environmental Ambient Temperature Class	70 – 85 °C
Height Class (Mechanical)	0 – 6 mm
Length Class (Mechanical)	0 – 10 mm
Width Class (Mechanical)	0 – 6 mm
EU RoHS Compliance	Compliant
EU ELV Compliance	Compliant

Usage Conditions

Operating Temperature Range	-40 – 85 °C
Environmental Category of Protection	RTV
Environmental Ambient Temperature (Max)	85 °C[185 °F]

Body Features

Product Weight	.75 g[.026 oz]
Enclosure Type	Hermetically Sealed

Electrical Characteristics

Contact Limiting Short-Time Current	2 A
Contact Limiting Making Current	2 A
Contact Limiting Continuous Current	2 A
Contact Limiting Breaking Current	2 A
Insulation Initial Dielectric Between Open Contacts	750 Vrms
Insulation Initial Dielectric Between Adjacent Contacts	1000 Vrms
Contact Switching Voltage (Max)	250 VAC
Contact Switching Load (Min)	.1mA @ .0001V
Voltage Standing Wave Ration (HF Parameter)	1.06db @ 100MHz, 1.49db @ 900MHz
Coil Resistance	1029 Ω
Insulation Initial Resistance	1000000 MΩ
Contact Current Rating	2 A
Coil Voltage Rating	12 VDC
Contact Voltage Rating	220 VDC
Coil Power Rating DC	.14 W
Insulation Initial Dielectric Between Contacts & Coil	1800 Vrms

Configuration Features



Contact Special Features	J Leg, Bifurcated/Twin Contacts
Relay Options	RF Rated
Contact Number of Poles	2
Contact Arrangement	2 Form C DPDT-CO

Operation/Application

Solder Process	Reflow Solder
Current Type	DC
Coil Magnetic System	Polarized, Monostable

Product Type Features

Relay & Contactor Type	RF Relay
------------------------	----------

Termination Features

Main Termination & Connection Type	PCB SMT
Coil Termination & Connection Type	PCB SMT

Mechanical Attachment

Product Mount Type	Board Mount
--------------------	-------------

Product Compliance

[For compliance documentation, visit the product page on TE.com>](#)


EU RoHS Directive 2011/65/EU	Compliant
EU ELV Directive 2000/53/EC	Compliant
China RoHS 2 Directive MIIT Order No 32, 2016	No Restricted Materials Above Threshold
EU REACH Regulation (EC) No. 1907/2006	Current ECHA Candidate List: JUNE 2024 (241) Candidate List Declared Against: JUNE 2024 (241) Does not contain REACH SVHC
Halogen Content	Low Bromine/Chlorine - Br and Cl < 900 ppm per homogenous material. Also BFR /CFR/PVC Free
Solder Process Capability	Reflow solder capable to 260°C

Product Compliance Disclaimer


This information is provided based on reasonable inquiry of our suppliers and represents our current actual knowledge based on the information they provided. This information is subject to change. The part numbers that TE has identified as EU RoHS compliant have a maximum concentration of 0.1% by weight in homogenous materials for lead, hexavalent chromium, mercury, PBB, PBDE, DBP, BBP, DEHP, DIBP, and 0.01% for cadmium, or qualify for an exemption to these limits as defined in the Annexes of Directive 2011/65/EU (RoHS2). Finished electrical and electronic equipment products

will be CE marked as required by Directive 2011/65/EU. Components may not be CE marked. Additionally, the part numbers that TE has identified as EU ELV compliant have a maximum concentration of 0.1% by weight in homogenous materials for lead, hexavalent chromium, and mercury, and 0.01% for cadmium, or qualify for an exemption to these limits as defined in the Annexes of Directive 2000/53/EC (ELV). Regarding the REACH Regulation, the information TE provides on SVHC in articles for this part number is based on the latest European Chemicals Agency (ECHA) 'Guidance on requirements for substances in articles' posted at this URL: <https://echa.europa.eu/guidance-documents/guidance-on-reach>

Compatible Parts



TE Part # 7-1462039-0
IM06DJR=IM RELAY 140mW 12V



TE Part # 5-1462039-6
IM06PGR=IM RELAY 140mW 12V



TE Part # 2-1462037-3
IM06GR=IM Relay 140mW 12V



TE Part # 3-1462039-4
IM06CJR=IM RELAY 140mW12V HDV


Also in the Series | Axicom IM



DC Relays(142)



Electromechanical Relays(142)




RF Relays(142)

Customers Also Bought



TE Part #1-2176345-0
CRGCQ 1210 56R 1%



TE Part #2-1462040-2
IM41PJR=IM RELAY 100mW 3V BIS



TE Part #1-1747981-4
Std HDMI, RA, SMT, Panel grd, Flange



TE Part #214550-E
MSPPM 5 M SMD M2 * A V 137 094 * E008 J



TE Part #2027395-5
T9V1K15-12S



TE Part #L9000107-01
Antenna 2.45GHz WRT Monopole U.FL



TE Part #1-1649357-3
RTH34012



TE Part #1649357-4
RTH14012



Documents

Product Drawings

[IM06JR=IM RELAY 140mW 12V](#)

English

CAD Files

Customer View Model

[ENG_CVM_CVM_1462037-3_A.2d_dxf.zip](#)

English

[3D PDF](#)

3D

Customer View Model

[ENG_CVM_CVM_1462037-3_A.3d_igs.zip](#)

English

Customer View Model

[ENG_CVM_CVM_1462037-3_A.3d_stp.zip](#)

English

Customer View Model

[ENG_CVM_CVM_4-1462037-6_B5.3d_igs.zip](#)

English

Customer View Model

[ENG_CVM_CVM_4-1462037-6_B5.3d_stp.zip](#)

English

Customer View Model

[ENG_CVM_CVM_4-1462037-6_B5.2d_dxf.zip](#)

English

[3D PDF](#)

3D

By downloading the CAD file I accept and agree to the [Terms and Conditions](#) of use.

Datasheets & Catalog Pages

[Axicom Signal and High Frequency Relays \(RF Switches\) APPLICATION NOTE #2](#)

English

[IM_Datasheet](#)

English



Product Specifications

[Definitions General Purpose Relays](#)

English

Agency Approvals

[VDE Certificate](#)

English