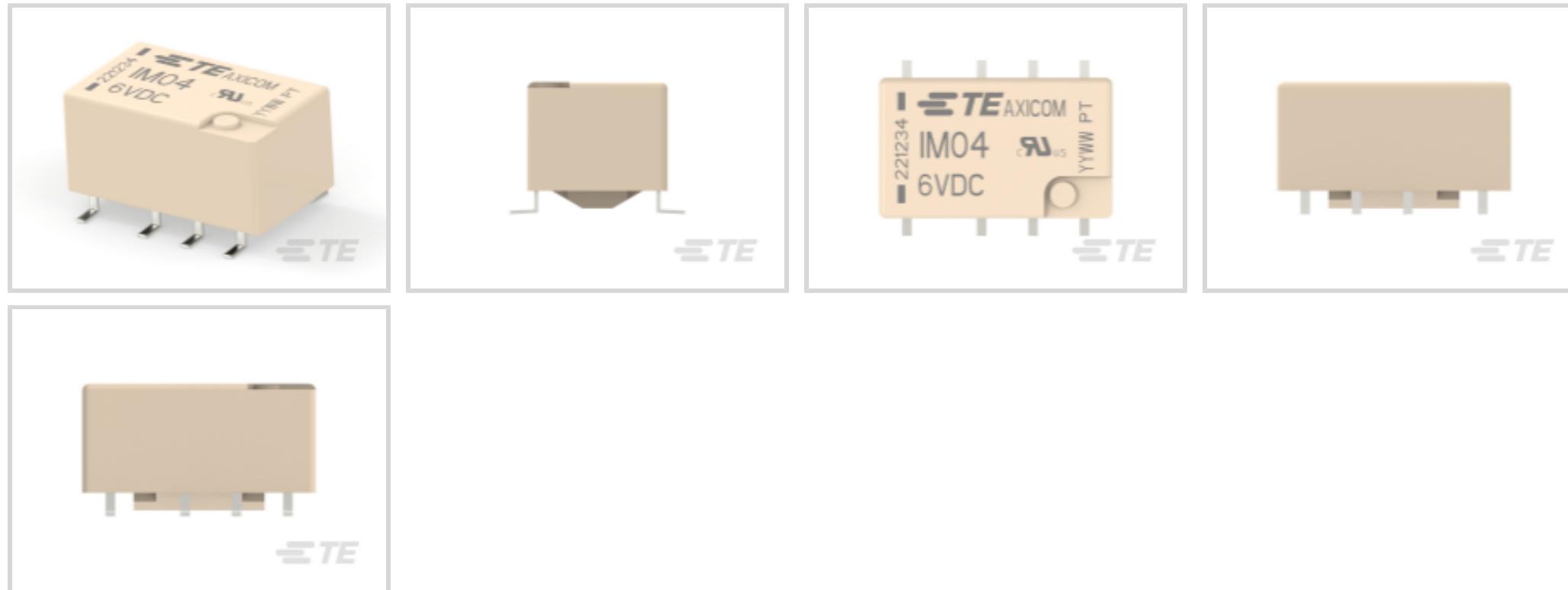




Relays & Contactors > Electromechanical Relays > Standard Signal Relay 2 Form C,2 CO Cont



Relay & Contactor Type: **General Purpose Signal Relay**

Coil Magnetic System: **Polarized, Monostable**

Contact Arrangement: **2 Form C DPDT-CO**

Current Type: **DC**

Contact Current Rating: **2 A**

[All Standard Signal Relay 2 Form C,2 CO Cont \(70\)](#)

## Features

### Product Type Features

Relay & Contactor Type	General Purpose Signal Relay
------------------------	------------------------------

### Configuration Features

Contact Special Features	Bifurcated/Twin Contacts, Gull Wing
Relay Options	Power Switching, RF Rated
Contact Number of Poles	2
Contact Arrangement	2 Form C DPDT-CO

### Electrical Characteristics

Contact Limiting Short-Time Current	2 A
Contact Limiting Making Current	2 A
Contact Limiting Continuous Current	2 A
Contact Limiting Breaking Current	2 A
Insulation Initial Dielectric Between Open Contacts	750 Vrms

Insulation Initial Dielectric Between Adjacent Contacts	1000 Vrms
Contact Switching Voltage (Max)	250 VAC
Contact Switching Load (Min)	.1mA @ .0001V
Voltage Standing Wave Ration (HF Parameter)	1.06db @ 100MHz, 1.49db @ 900MHz
Coil Resistance	257 $\Omega$
Insulation Initial Resistance	1000000 M $\Omega$
Contact Current Rating	2 A
Coil Voltage Rating	6 VDC
Contact Voltage Rating	220 VDC
Coil Power Rating DC	.14 W
Insulation Initial Dielectric Between Contacts & Coil	1800 Vrms

### Signal Characteristics

Isolation (HF Parameter)	-18.8dB @ 900MHz, -37dB @ 100MHz
Insertion Loss (HF Parameter)	-.03dB @ 100MHz, -.33dB @ 900MHz

### Body Features

Product Weight	.75 g[.026 oz]
Enclosure Type	Hermetically Sealed

### Contact Features

Contact Plating Material	Gold
Contact Material	PdRu

### Termination Features

Main Termination & Connection Type	PCB SMT
Coil Termination & Connection Type	PCB SMT

### Mechanical Attachment

Product Mount Type	Board Mount
--------------------	-------------

### Dimensions

Product Width	6 mm[.236 in]
Product Length	10 mm[.393 in]
Product Height	5.65 mm[.222 in]

### Usage Conditions

Operating Temperature Range	-40 – 85 °C[-40 – 185 °F]
Environmental Category of Protection	RTV



Environmental Ambient Temperature (Max)	85 °C[185 °F]
---	---------------

### Operation/Application

Solder Process	Reflow Solder Capable
Coil Magnetic System	Polarized, Monostable
Current Type	DC

### Packaging Features

Packaging Method	Reel
------------------	------

### Other

Coil Power Rating Class	≤.15 W
Contact Current Class	≤2 A
Height Class (Mechanical)	≤7 mm[≤.276 in]
Length Class (Mechanical)	≤11 mm[≤.433 in]
Width Class (Mechanical)	≤7 mm[≤.276 in]

## Product Compliance

[For compliance documentation, visit the product page on TE.com>](#)


EU RoHS Directive 2011/65/EU	Compliant
EU ELV Directive 2000/53/EC	Compliant
China RoHS 2 Directive MIIT Order No 32, 2016	有害物质含量符合标准要求 No Restricted Substance(s) Above Threshold
EU REACH Regulation (EC) No. 1907/2006	Current ECHA Candidate List: JUNE 2025 (250) Candidate List Declared Against: JUNE 2025 (250) Does not contain REACH SVHC
Halogen Content	Low Bromine/Chlorine - Br and Cl < 900 ppm per homogenous material. Also BFR /CFR/PVC Free
Solder Process Capability	Reflow solder capable to 260°C

#### Product Compliance Disclaimer

This information is provided based on reasonable inquiry of our suppliers and represents our current actual knowledge based on the information they provided. This information is subject to change. The part numbers that TE has identified as EU RoHS compliant have a maximum concentration of 0.1% by weight in homogenous materials for lead, hexavalent chromium, mercury, PBB, PBDE, DBP, BBP, DEHP, DIBP, and 0.01% for cadmium, or qualify for an exemption to these limits as defined in the Annexes of Directive 2011/65/EU (RoHS2). Finished electrical and electronic equipment products will be CE marked as required by Directive 2011/65/EU. Components may not be CE marked. Additionally, the part numbers that TE has identified as EU ELV compliant have a maximum concentration of 0.1% by weight in homogenous materials for lead, hexavalent chromium, and mercury, and 0.01% for cadmium, or qualify for an exemption to these limits as defined in the Annexes of Directive 2000/53/EC (ELV). Regarding the REACH Regulation, the information TE provides


on SVHC in articles for this part number is based on the latest European Chemicals Agency (ECHA) 'Guidance on requirements for substances in articles' posted at this URL: <https://echa.europa.eu/guidance-documents/guidance-on-reach>

## Compatible Parts



TE Part # CAT-AX41-IM11B  
 Standard Signal Relay 2 Form C, 2 CO  
 Cont


## Also in the Series | Axicom IM



DC Relays(132)



Electromechanical Relays(132)



General Purpose Signal Relays(132)

## Customers Also Bought



TE Part #816541-SF  
 RN202-2-02-1M1



TE Part #646547-1  
 Z-PACK A-B 25 COLUMN SHLD ASSY



TE Part #9-1393211-0  
 T92S11D12-24



TE Part #1393236-4  
 V23092-A1012-A201



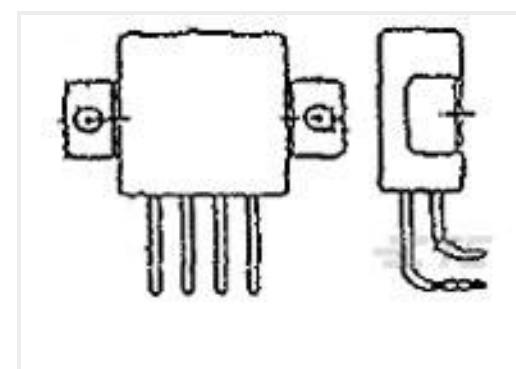
TE Part #4-1393789-9  
 V23079G2001B301



TE Part #3-1437558-1  
 MTA206SPC=(MSTA) SW TOG P/C TE



TE Part #1-1614881-2  
 CPF0603 100K 0.1% 25PPM 1K RL



TE Part #1617789-9  
 FCA-210-HX1=MIDRANGE RELAY



## Documents

### Product Drawings

[IM04GR=IM RELAY 140mW 6V](#)

English

### CAD Files

Customer View Model

[ENG\\_CVM\\_CVM\\_1462037-2\\_A.2d\\_dxf.zip](#)

English

[3D PDF](#)

3D

Customer View Model

[ENG\\_CVM\\_CVM\\_1462037-2\\_A.3d\\_igs.zip](#)

English

Customer View Model

[ENG\\_CVM\\_CVM\\_1462037-2\\_A.3d\\_stp.zip](#)

English

Customer View Model

[ENG\\_CVM\\_CVM\\_4-1462037-2\\_B5.3d\\_igs.zip](#)

English

Customer View Model

[ENG\\_CVM\\_CVM\\_4-1462037-2\\_B5.3d\\_stp.zip](#)

English

Customer View Model

[ENG\\_CVM\\_CVM\\_4-1462037-2\\_B5.2d\\_dxf.zip](#)

English

[3D PDF](#)

3D

By downloading the CAD file I accept and agree to the [Terms and Conditions](#) of use.

### Datasheets & Catalog Pages

[Axicom Signal and High Frequency Relays \(RF Switches\) APPLICATION NOTE #2](#)

English

[IM\\_Datasheet](#)

English



### Product Specifications

[Definitions General Purpose Relays](#)

English

---

### Agency Approvals

[VDE Certificate](#)

English