



Connectors > Terminal Blocks & Strips > Barrier Strips



Number of Positions: 3

Barrier Strip Style: **Tri-Barrier**Bottom Termination Type: **Solderless Wire Wrap**Connector System: **Wire-to-Board**Centerline (Pitch): **9.53 mm [.375 in]**

Features

Industry Standards

UL Flammability Rating	UL 94V-0
------------------------	----------

Packaging Features

Packaging Method	Package
Packaging Quantity	210

Operation/Application

Circuit Application	Power
---------------------	-------

Mechanical Attachment

Top Termination Type	Wire Clamp Combo Head
Mounting Options	None
Screw Plating Material	Zinc Chromate
Screw Material	Steel
Thread Size	6-32
Screw Head Type	Combo Phil-Slot
Connector Mounting Type	Cable Mount (Free-Hanging)



Contact Features

Contact Base Material	Copper Alloy
PCB Contact Termination Area Plating Material	Tin
Contact Current Rating (Max)	25 A

Dimensions

Product Length	30.12 mm[1.186 in]
Wire Size	22 – 12 AWG

Housing Features

Housing Material	Thermoplastic
Centerline (Pitch)	9.53 mm[.375 in]

Product Type Features

Block Style	Flat Bottom with standoffs
Connector System	Wire-to-Board
Connector & Contact Terminates To	Wire & Cable

Body Features

Primary Product Color	Black
Product Orientation	Vertical
Barrier Strip Style	Tri-Barrier

Configuration Features

Number of Levels	1
Number of Positions	3
Number of Rows	1

Termination Features

Bottom Termination Type	Solderless Wire Wrap
-------------------------	----------------------

Electrical Characteristics

Operating Voltage	300 V
-------------------	-------

Other

EU RoHS Compliance	Compliant
EU ELV Compliance	Compliant

Product Compliance

[For compliance documentation, visit the product page on TE.com>](#)

EU RoHS Directive 2011/65/EU	Compliant
EU ELV Directive 2000/53/EC	Compliant
China RoHS 2 Directive MIIT Order No 32, 2016	No Restricted Materials Above Threshold
EU REACH Regulation (EC) No. 1907/2006	Current ECHA Candidate List: JUNE 2024 (241) Candidate List Declared Against: JAN 2023 (233) Does not contain REACH SVHC
Halogen Content	Not Low Halogen - contains Br or Cl > 900 ppm.
Solder Process Capability	Wave solder capable to 265°C


Product Compliance Disclaimer

This information is provided based on reasonable inquiry of our suppliers and represents our current actual knowledge based on the information they provided. This information is subject to change. The part numbers that TE has identified as EU RoHS compliant have a maximum concentration of 0.1% by weight in homogenous materials for lead, hexavalent chromium, mercury, PBB, PBDE, DBP, BBP, DEHP, DIBP, and 0.01% for cadmium, or qualify for an exemption to these limits as defined in the Annexes of Directive 2011/65/EU (RoHS2). Finished electrical and electronic equipment products will be CE marked as required by Directive 2011/65/EU. Components may not be CE marked. Additionally, the part numbers that TE has identified as EU ELV compliant have a maximum concentration of 0.1% by weight in homogenous materials for lead, hexavalent chromium, and mercury, and 0.01% for cadmium, or qualify for an exemption to these limits as defined in the Annexes of Directive 2000/53/EC (ELV). Regarding the REACH Regulation, the information TE provides on SVHC in articles for this part number is based on the latest European Chemicals Agency (ECHA) 'Guidance on requirements for substances in articles' posted at this URL: <https://echa.europa.eu/guidance-documents/guidance-on-reach>

Compatible Parts

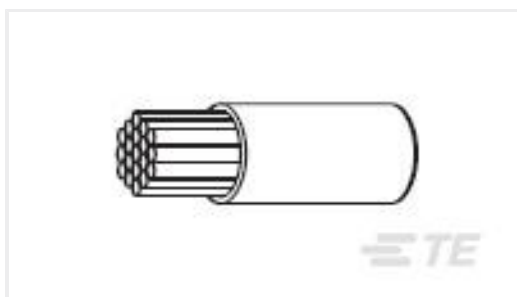

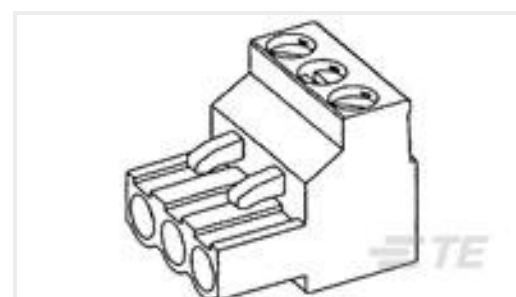
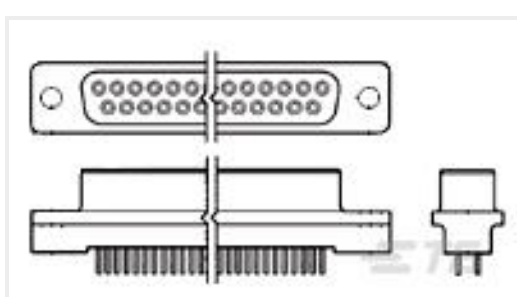


Also in the Series | **Buchanan 6 Series**



Barrier Strips(149)

Customers Also Bought

TE Part #E960193001
FLHTC0311-0.35-4TE Part #5-1879337-9
CPF 0603 10K 1% 50PPM 1K RLTE Part #2176071-9
3521 300K 1% 2WTE Part #464253-E
SRCA 1,27 10 F 1 IDC22 137 E1 094
1,27 TTE Part #8-1437653-0
6PCV-16-006=6PCV ASSEMBLYTE Part #3-2176337-1
CRGCO 0402 3K3 1%TE Part #1-796634-2
12 POS 5.08MM R/A PLUG, TRM BLKTE Part #1-796988-4
6WWW-02-008=#6 TRIBARRIER TERMTE Part #5745076-3
HD-20 RCPT 9P VERT FFSCRLKTE Part #1775838-2
mSATA/mini PCI-E 5.6H Type I G/F

Documents

Product Drawings

[6WWW-03-008=#6 TRIBARRIER TERM](#)

English

CAD Files

[3D PDF](#)

3D

[Customer View Model](#)

[ENG_CVM_CVM_4-1437655-5_K.2d_dxf.zip](#)



English

Customer View Model

[ENG_CVM_CVM_4-1437655-5_K.3d_igs.zip](#)

English

Customer View Model

[ENG_CVM_CVM_4-1437655-5_K.3d_stp.zip](#)

English

By downloading the CAD file I accept and agree to the [Terms and Conditions](#) of use.

Datasheets & Catalog Pages

[1-1773458-2_BARRIER_STRIP_QUICK_REFERENCE_GUIDE](#)

English