

SR4M4024 ✓ ACTIVE

SCHRACK | SCHRACK SR4

TE Internal #: 4-1415053-1

Force-Guided Relay, DC, Monostable, 3A (NO) + 1B (NC), 8 A

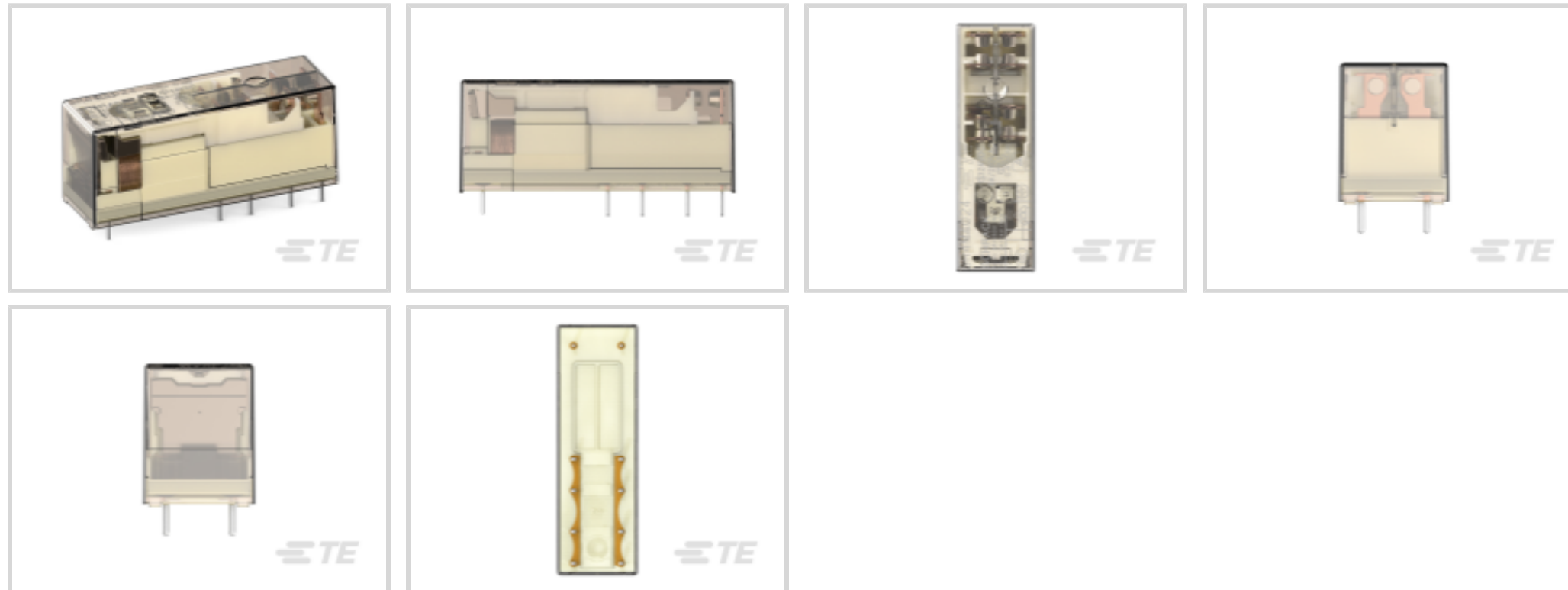
Contact Rating, 24 VDC Coil Voltage, 250 VAC Contact Voltage, .8

W Coil Power, SCHRACK SR4

[View on TE.com >](#)



Relays & Contactors > Electromechanical Relays > Force Guided Relay with 4 contacts



Relay & Contactor Type: **Force-Guided Relay**

Current Type: **DC**

Coil Magnetic System: **Monostable**

Contact Arrangement: **3A (NO) + 1B (NC)**

Contact Current Rating: **8 A**

[All Force Guided Relay with 4 contacts \(27\)](#)

Features

Contact Features

Contact Material	AgSnO2
------------------	--------

Dimensions

Insulation Clearance Between Contact & Coil	10 mm[.394 in]
Insulation Creepage Between Contact & Coil	10 mm[.394 in]
Product Width	13 mm[.511 in]
Product Length	40 mm[1.57 in]
Product Height	16.5 mm[.649 in]

Product Availability

Product Availability	Worldwide
----------------------	-----------

Packaging Features

Packaging Method	Tube, Box & Tube
------------------	------------------

Other



Coil Power Rating Class	.6 – .8 W
Contact Current Class	5 – 10 A
Environmental Ambient Temperature Class	-25 – 70 °C
Height Class (Mechanical)	16 – 20 mm
Length Class (Mechanical)	35 – 40 mm
Width Class (Mechanical)	12 – 16 mm
EU RoHS Compliance	Compliant
EU ELV Compliance	Compliant

Usage Conditions

Environmental Category of Protection	RTIII
Environmental Ambient Temperature (Max)	70 °C[158 °F]

Body Features

Product Weight	30 g[1.058 oz]
Enclosure Type	Flux Resistant Automatic Soldering & Washable

Electrical Characteristics

Contact Limiting Short-Time Current	8 A
Contact Limiting Making Current	8 A
Contact Limiting Continuous Current	8 A
Contact Limiting Breaking Current	8 A
Insulation Initial Dielectric Between Open Contacts	1500 Vrms
Insulation Initial Dielectric Between Adjacent Contacts	2500 Vrms
Coil Current	.033 A
Contact Switching Voltage (Max)	400 VAC
Contact Switching Load (Min)	10mA @ 5V
Coil Resistance	720 Ω
Contact Current Rating	8 A
Coil Voltage Rating	24 VDC
Contact Voltage Rating	250 VAC
Coil Power Rating DC	.8 W
Insulation Initial Dielectric Between Contacts & Coil	4000 Vrms

Configuration Features

Contact Number of Poles	4
-------------------------	---



Contact Arrangement	3A (NO) + 1B (NC)
---------------------	-------------------

Product Type Features

Relay & Contactor Type	Force-Guided Relay
------------------------	--------------------

Operation/Application

Current Type	DC
Coil Magnetic System	Monostable

Termination Features

Main Termination & Connection Type	Solder Pins
Coil Termination & Connection Type	Solder Pins

Mechanical Attachment

Product Mount Type	Board Mount
--------------------	-------------

Product Compliance

[For compliance documentation, visit the product page on TE.com>](#)

EU RoHS Directive 2011/65/EU	Compliant
EU ELV Directive 2000/53/EC	Compliant
China RoHS 2 Directive MIIT Order No 32, 2016	No Restricted Materials Above Threshold
EU REACH Regulation (EC) No. 1907/2006	Current ECHA Candidate List: JUNE 2024 (241) Candidate List Declared Against: JUNE 2024 (241) Does not contain REACH SVHC
Halogen Content	Not Low Halogen - contains Br or Cl > 900 ppm.
Solder Process Capability	Wave solder capable to 260°C

Product Compliance Disclaimer

This information is provided based on reasonable inquiry of our suppliers and represents our current actual knowledge based on the information they provided. This information is subject to change. The part numbers that TE has identified as EU RoHS compliant have a maximum concentration of 0.1% by weight in homogenous materials for lead, hexavalent chromium, mercury, PBB, PBDE, DBP, BBP, DEHP, DIBP, and 0.01% for cadmium, or qualify for an exemption to these limits as defined in the Annexes of Directive 2011/65/EU (RoHS2). Finished electrical and electronic equipment products will be CE marked as required by Directive 2011/65/EU. Components may not be CE marked. Additionally, the part numbers that TE has identified as EU ELV compliant have a maximum concentration of 0.1% by weight in homogenous materials for lead, hexavalent chromium, and mercury, and 0.01% for cadmium, or qualify for an exemption to these limits as defined in the Annexes of Directive 2000/53/EC (ELV). Regarding the REACH Regulation, the information TE provides on SVHC in articles for this part number is based on the latest European Chemicals Agency (ECHA) 'Guidance on requirements for substances in articles' posted at this URL: <https://echa.europa.eu/guidance-documents/guidance-on-reach>

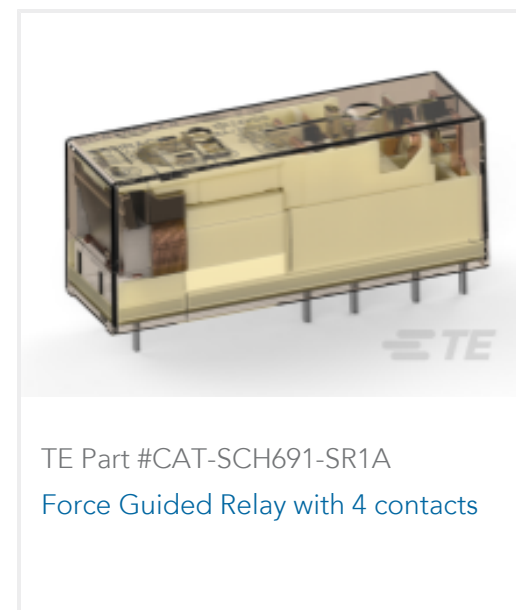
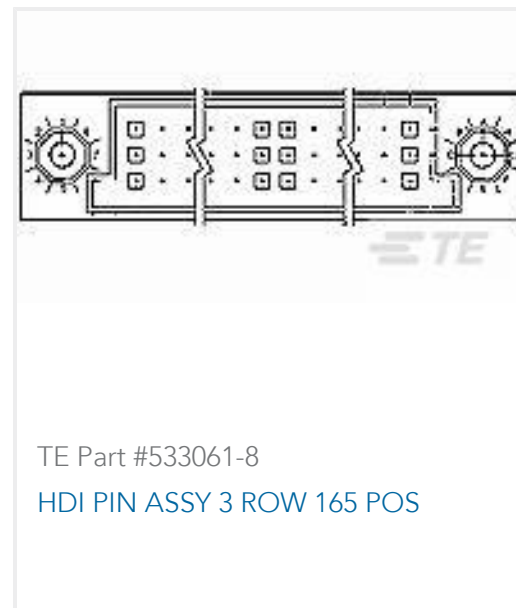
Compatible Parts



Also in the Series | SCHRACK SR4



Customers Also Bought



Documents

CAD Files

Customer View Model

[ENG_CVM_4-1415053-1_SEK1.3d_igs.zip](#)

English

Customer View Model



[ENG_CVM_4-1415053-1_SEK1.3d_stp.zip](#)

English

Customer View Model

[ENG_CVM_4-1415053-1_SEK1.2d_dxf.zip](#)

English

3D PDF

3D

By downloading the CAD file I accept and agree to the [Terms and Conditions](#) of use.

Datasheets & Catalog Pages

FORCE GUIDED RELAY SR4

English

Product Specifications

Definitions General Purpose Relays

English

Agency Approvals

VDE Certificate

English