

3-644695-5 ✓ ACTIVE



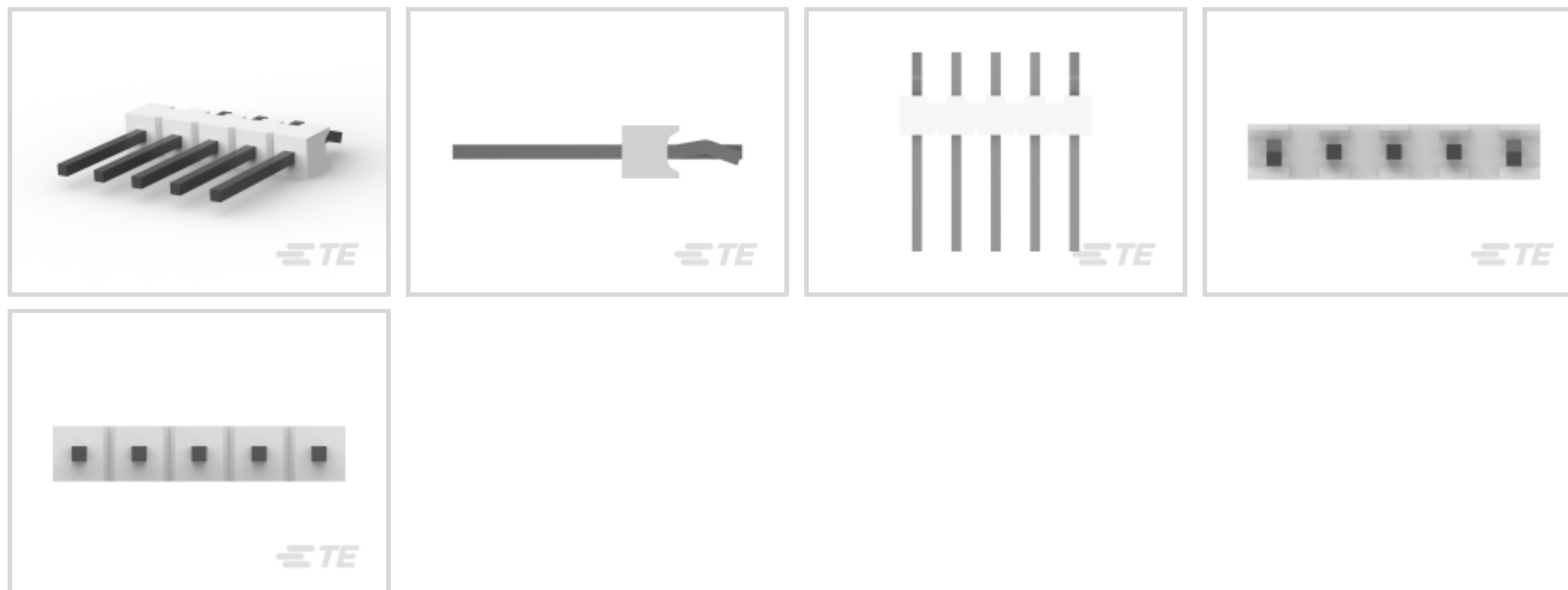
## MTA 100

TE Internal #: 3-644695-5

PCB Mount Header, Vertical, Wire-to-Board, 5 Position, 2.54 mm [.1 in] Centerline, Breakaway, Tin, Through Hole - Solder, Signal, Natural, MTA 100

[View on TE.com >](#)

Connectors > PCB Connectors > PCB Headers & Receptacles > Polyester Vertical PCB Header: 2.54mm, Breakaway, MTA 100



PCB Connector Assembly Type: **PCB Mount Header**

PCB Mount Orientation: **Vertical**

Connector System: **Wire-to-Board**

Number of Positions: **5**

Number of Rows: **1**

[All Polyester Vertical PCB Header: 2.54mm, Breakaway, MTA 100 \(27\)](#)

## Features

### Electrical Characteristics

Operating Voltage	250 VAC
-------------------	---------

### Dimensions

Connector Width	2.34 mm[.092 in]
PCB Thickness (Recommended)	1.6 mm[.063 in]
Connector Height	10.03 mm[.395 in]
Connector Length	12.4 mm[.488 in]

### Packaging Features

Packaging Quantity	500
Packaging Method	Box, Bag

### Industry Standards

Compatible With Agency/Standards Products	UL, CSA
Compatible With Approved Standards Products	UL E28476, CSA LR7189



UL Flammability Rating	UL 94V-0
------------------------	----------

### Body Features

Connector Profile	Narrow
Primary Product Color	Natural

### Mechanical Attachment

Panel Mount Feature	Without
Mating Retention	Without
PCB Mount Retention Type	Retention Leg
PCB Mount Retention	With
PCB Mount Alignment	Without
Connector Mounting Type	Board Mount
Mating Alignment	Without

### Termination Features

Termination Post & Tail Length	2.79 mm[.109 in]
Square Termination Post & Tail Dimension	.64 mm[.025 in]
Termination Method to PCB	Through Hole - Solder

### Contact Features

Contact Underplating Material	Nickel
Contact Underplating Material Thickness	1.27 $\mu\text{m}$ [50 $\mu\text{in}$ ]
PCB Contact Termination Area Plating Material Finish	Matte
Contact Mating Area Plating Material Thickness	3.81 $\mu\text{m}$ [150 $\mu\text{in}$ ]
Mating Square Post Dimension	.64 mm[.025 in]
PCB Contact Termination Area Plating Material Thickness	3.81 – 8.89 $\mu\text{m}$ [150 – 350 $\mu\text{in}$ ]
Contact Shape & Form	Square
Contact Layout	Inline
Contact Mating Area Length	7.49 mm[.295 in]
Contact Base Material	Copper Alloy
PCB Contact Termination Area Plating Material	Tin
Contact Mating Area Plating Material Finish	Matte
Contact Mating Area Plating Material	Tin
Contact Type	Pin
Contact Current Rating (Max)	5 A



### Housing Features

Housing Material	Polyester - GF
Centerline (Pitch)	2.54 mm [.1 in]

### Configuration Features

Number of Columns	5
PCB Mount Orientation	Vertical
Number of Positions	5
Number of Rows	1

### Product Type Features

PCB Connector Assembly Type	PCB Mount Header
Connector System	Wire-to-Board
Header Type	Breakaway
Sealable	No
Connector & Contact Terminates To	Printed Circuit Board

### Usage Conditions

Operating Temperature Range	-55 – 105 °C [-67 – 221 °F]
-----------------------------	-----------------------------

### Operation/Application

Circuit Application	Signal
---------------------	--------

### Other

EU RoHS Compliance	Compliant
EU ELV Compliance	Compliant

### Product Compliance

[For compliance documentation, visit the product page on TE.com>](#)

EU RoHS Directive 2011/65/EU	Compliant
EU ELV Directive 2000/53/EC	Compliant
China RoHS 2 Directive MIIT Order No 32, 2016	No Restricted Materials Above Threshold
EU REACH Regulation (EC) No. 1907/2006	Current ECHA Candidate List: JUNE 2024 (241) Candidate List Declared Against: JUNE 2024 (241) Does not contain REACH SVHC
Halogen Content	Not Low Halogen - contains Br or Cl > 900 ppm.

Solder Process Capability

Wave solder capable to 240°C

Product Compliance Disclaimer

This information is provided based on reasonable inquiry of our suppliers and represents our current actual knowledge based on the information they provided. This information is subject to change. The part numbers that TE has identified as EU RoHS compliant have a maximum concentration of 0.1% by weight in homogenous materials for lead, hexavalent chromium, mercury, PBB, PBDE, DBP, BBP, DEHP, DIBP, and 0.01% for cadmium, or qualify for an exemption to these limits as defined in the Annexes of Directive 2011/65/EU (RoHS2). Finished electrical and electronic equipment products will be CE marked as required by Directive 2011/65/EU. Components may not be CE marked. Additionally, the part numbers that TE has identified as EU ELV compliant have a maximum concentration of 0.1% by weight in homogenous materials for lead, hexavalent chromium, and mercury, and 0.01% for cadmium, or qualify for an exemption to these limits as defined in the Annexes of Directive 2000/53/EC (ELV). Regarding the REACH Regulation, the information TE provides on SVHC in articles for this part number is based on the latest European Chemicals Agency (ECHA) 'Guidance on requirements for substances in articles' posted at this URL: <https://echa.europa.eu/guidance-documents/guidance-on-reach>

### Compatible Parts



TE Part # 58579-1  
MTA 100 MANUAL TOOL ASSEMBLY DISCRETE



TE Part # 1375820-5  
CST-100 II HOUSING 5 POS



TE Part # 58246-1  
MTA 100 CRIMP HEAD REPAIR DISCRETE




TE Part # CAT-104MTA-NYLCC  
Nylon PCB Connector Covers: 2.54 mm, MTA 100




TE Part # CAT-104MTA-PLSCC  
Polyester PCB Connector Covers: 2.54 mm, MTA 100

### Also in the Series | MTA 100




Connector Caps & Covers(69)



Connector Contacts(8)




Connector Hardware(1)




Insertion & Extraction Tools(2)




PCB Headers & Receptacles(441)



Standard Rectangular Connectors(495)



Wire-to-Board Connector Assemblies & Housings(1)



Wire-to-Board Headers & Receptacles (441)

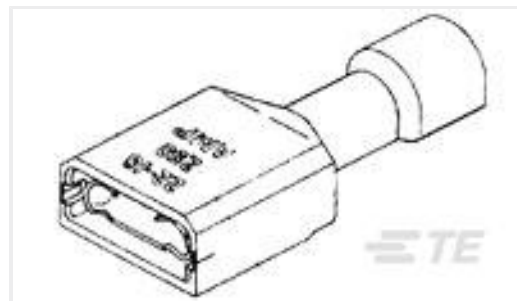
## Customers Also Bought



TE Part #5-1625984-9  
HSA50 470R 5%



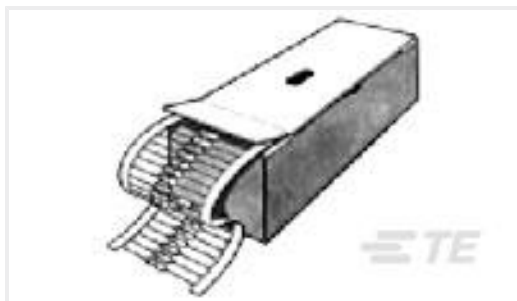
TE Part #5-146285-4  
04 MODII HDR SRST B/A .100CL



TE Part #2-520194-2  
ULTRAFast 187 ASSY REC 22-18  
TPBR LP




TE Part #1-1825010-8  
ASE42L04=4PDT AUTOSLIDE




TE Part #1-2176079-5  
EP 3W 2K2 5%



TE Part #3-1623746-6  
ER74 47R 5% AMMO PK




TE Part #5-103168-4  
12 MODII HDR DRST SHRD .100CL



TE Part #87631-8  
12 MODIV HSG DR MKRD .100 POL



TE Part #CONSMA001-SMD  
SMA Jack 50 Ohm PCB Surface Mount



TE Part #1419106-3  
27E023=SOCKET,KH,14,PC,PHEN,BL

## Documents

### Product Drawings

[05P MTA100 STR HDR RETENTIVE](#)

English

### CAD Files

[3D PDF](#)

[3D](#)

[Customer View Model](#)

[ENG\\_CVM\\_CVM\\_3-644695-5\\_G.2d\\_dxf.zip](#)



English

Customer View Model

[ENG\\_CVM\\_CVM\\_3-644695-5\\_G.3d\\_igs.zip](#)

English

Customer View Model

[ENG\\_CVM\\_CVM\\_3-644695-5\\_G.3d\\_stp.zip](#)

English

Customer View Model

[ENG\\_CVM\\_3-644695-5\\_E1.3d\\_igs.zip](#)

English

Customer View Model

[ENG\\_CVM\\_3-644695-5\\_E1.3d\\_stp.zip](#)

English

Customer View Model

[ENG\\_CVM\\_3-644695-5\\_E1.2d\\_dxf.zip](#)

English

[3D PDF](#)

English

By downloading the CAD file I accept and agree to the [Terms and Conditions](#) of use.

---

### Product Specifications

[Application Specification](#)

English

---

### Agency Approvals

[UL](#)

English