

3-644694-2 ✓ ACTIVE



MTA 100

TE Internal #: 3-644694-2

PCB Mount Header, Right Angle, Wire-to-Board, 2 Position, 2.54 mm [.1 in] Centerline, Breakaway, Tin, Through Hole - Solder, Signal, Natural, MTA 100

[View on TE.com >](#)

Connectors > PCB Connectors > PCB Headers & Receptacles > PCB Header, Right Angle, Polyester, 2.54 mm



PCB Connector Assembly Type: **PCB Mount Header**

PCB Mount Orientation: **Right Angle**

Connector System: **Wire-to-Board**

Number of Positions: **2**

Number of Rows: **1**

[All PCB Header, Right Angle, Polyester, 2.54 mm \(5\)](#)

Features

Electrical Characteristics

Operating Voltage	250 VAC
-------------------	---------

Dimensions

Connector Width	8.94 mm[.352 in]
-----------------	------------------

PCB Thickness (Recommended)	1.6 mm[.063 in]
-----------------------------	-----------------

Connector Height	6.65 mm[.262 in]
------------------	------------------

Connector Length	4.78 mm[.188 in]
------------------	------------------

Packaging Features

Packaging Quantity	500
--------------------	-----

Packaging Method	Box, Bag
------------------	----------

Industry Standards

Compatible With Agency/Standards Products	UL, CSA
---	---------

Compatible With Approved Standards Products	UL E28476, CSA LR7189
---	-----------------------



UL Flammability Rating	UL 94V-0
------------------------	----------

Body Features

Connector Profile	Narrow
Primary Product Color	Natural

Mechanical Attachment

Panel Mount Feature	Without
Mating Retention	Without
PCB Mount Retention Type	Retention Leg
PCB Mount Retention	With
PCB Mount Alignment	Without
Connector Mounting Type	Board Mount
Mating Alignment	Without

Termination Features

Termination Post & Tail Length	2.79 mm[.109 in]
Square Termination Post & Tail Dimension	.64 mm[.025 in]
Termination Method to PCB	Through Hole - Solder

Contact Features

Contact Underplating Material	Nickel
Contact Underplating Material Thickness	1.27 μm [50 μin]
PCB Contact Termination Area Plating Material Finish	Matte
Contact Mating Area Plating Material Thickness	3.81 μm [150 μin]
Mating Square Post Dimension	.64 mm[.025 in]
PCB Contact Termination Area Plating Material Thickness	3.81 – 8.89 μm [150 – 350 μin]
Contact Shape & Form	Square
Contact Layout	Inline
Contact Mating Area Length	6.6 mm[.26 in]
Contact Base Material	Copper Alloy
PCB Contact Termination Area Plating Material	Tin
Contact Mating Area Plating Material Finish	Matte
Contact Mating Area Plating Material	Tin
Contact Type	Pin
Contact Current Rating (Max)	5 A



Housing Features

Housing Material	Polyester - GF
Centerline (Pitch)	2.54 mm [.1 in]

Configuration Features

Number of Columns	2
PCB Mount Orientation	Right Angle
Number of Positions	2
Number of Rows	1

Product Type Features

PCB Connector Assembly Type	PCB Mount Header
Connector System	Wire-to-Board
Header Type	Breakaway
Sealable	No
Connector & Contact Terminates To	Printed Circuit Board

Usage Conditions

Operating Temperature Range	-55 – 105 °C [-67 – 221 °F]
-----------------------------	-----------------------------

Operation/Application

Circuit Application	Signal
---------------------	--------

Other

EU RoHS Compliance	Compliant
EU ELV Compliance	Compliant

Product Compliance

[For compliance documentation, visit the product page on TE.com>](#)

EU RoHS Directive 2011/65/EU	Compliant
EU ELV Directive 2000/53/EC	Compliant
China RoHS 2 Directive MIIT Order No 32, 2016	No Restricted Materials Above Threshold
EU REACH Regulation (EC) No. 1907/2006	Current ECHA Candidate List: JUNE 2024 (241) Candidate List Declared Against: JUNE 2024 (241) Does not contain REACH SVHC
Halogen Content	Not Low Halogen - contains Br or Cl > 900 ppm.

Solder Process Capability

Wave solder capable to 240°C

Product Compliance Disclaimer

This information is provided based on reasonable inquiry of our suppliers and represents our current actual knowledge based on the information they provided. This information is subject to change. The part numbers that TE has identified as EU RoHS compliant have a maximum concentration of 0.1% by weight in homogenous materials for lead, hexavalent chromium, mercury, PBB, PBDE, DBP, BBP, DEHP, DIBP, and 0.01% for cadmium, or qualify for an exemption to these limits as defined in the Annexes of Directive 2011/65/EU (RoHS2). Finished electrical and electronic equipment products will be CE marked as required by Directive 2011/65/EU. Components may not be CE marked. Additionally, the part numbers that TE has identified as EU ELV compliant have a maximum concentration of 0.1% by weight in homogenous materials for lead, hexavalent chromium, and mercury, and 0.01% for cadmium, or qualify for an exemption to these limits as defined in the Annexes of Directive 2000/53/EC (ELV). Regarding the REACH Regulation, the information TE provides on SVHC in articles for this part number is based on the latest European Chemicals Agency (ECHA) 'Guidance on requirements for substances in articles' posted at this URL: <https://echa.europa.eu/guidance-documents/guidance-on-reach>

Compatible Parts



TE Part # CAT-104MTA-NTPMR
Nylon Tin Plated Receptacle: 2.54 mm, with Mating Alignment, MTA 100



TE Part # CAT-104MTA-NYLCC
Nylon PCB Connector Covers: 2.54 mm, MTA 100



TE Part # CAT-104MTA-NTPNR
MTA Receptacle: Nylon, Tin Plated, 2.54 mm




TE Part # 640550-2
02P MTA100 COVER




TE Part # 1375820-2
CST-100 II HOUSING 2 POS

Also in the Series | MTA 100




Connector Caps & Covers(69)




Connector Contacts(8)




Connector Hardware(1)




Insertion & Extraction Tools(2)




PCB Headers & Receptacles(441)



Standard Rectangular Connectors(495)



Wire-to-Board Connector Assemblies & Housings(1)



Wire-to-Board Headers & Receptacles (441)

Customers Also Bought




TE Part #1-1734741-5
.5 FPC VT ZIF Type-B 15 CONT




TE Part #1825006-4
GDS02STR04=DIP SW,SLIDE,SMT,TR



TE Part #7-147070-1
MODI .045 SQ POST SN .400




TE Part #1-5223986-0
KEYED R/A GUIDE SOCKET MODULE



TE Part #1-1658260-2
RF BOARD TO BOARD ASSY, 750 PC



TE Part #CAT-D485-H342
DEUTSCH DTM Headers



TE Part #7-456408-6
CRIMPER,WIRE .110 F PREMIUM



TE Part #2348348-1
ZSFP+ 1X4 CAGE ASSEMBLY, PRESS-FIT, HS



TE Part #469465-4
STOP, WIRE

Documents

Product Drawings

[02P MTA100 R/A HDR RETENTIVE](#)

English

CAD Files

[3D PDF](#)

3D

Customer View Model

[ENG_CVM_CVM_3-644694-2_G.2d_dxf.zip](#)



English

Customer View Model

[ENG_CVM_CVM_3-644694-2_G.3d_igs.zip](#)

English

Customer View Model

[ENG_CVM_CVM_3-644694-2_G.3d_stp.zip](#)

English

3D PDF

English

Customer View Model

[ENG_CVM_3-644694-2_E.2d_dxf.zip](#)

English

Customer View Model

[ENG_CVM_3-644694-2_E.3d_igs.zip](#)

English

Customer View Model

[ENG_CVM_3-644694-2_E.3d_stp.zip](#)

English

By downloading the CAD file I accept and agree to the [Terms and Conditions](#) of use.

Product Specifications

[Application Specification](#)

English

Agency Approvals

[Agency Approval Document](#)

English