

3-644611-5 ✓ ACTIVE

MTA 156

TE Internal #: 3-644611-5

PCB Mount Header, Vertical, Wire-to-Board, 5 Position, 3.96 mm [.156 in] Centerline, Partially Shrouded, Tin, Through Hole - Solder, Power, MTA 156

[View on TE.com >](#)



Connectors > PCB Connectors > PCB Headers & Receptacles



PCB Connector Assembly Type: **PCB Mount Header**

PCB Mount Orientation: **Vertical**

Connector System: **Wire-to-Board**

Number of Positions: **5**

Number of Rows: **1**

Features

Electrical Characteristics

Operating Voltage	600 VAC
-------------------	---------

Dimensions

Connector Width	10.79 mm[.425 in]
-----------------	-------------------

Connector Height	13.84 mm[.545 in]
------------------	-------------------

Connector Length	19.69 mm[.775 in]
------------------	-------------------

PCB Thickness (Recommended)	1.57 mm[.062 in]
-----------------------------	------------------

Packaging Features

Packaging Quantity	500
--------------------	-----

Packaging Method	Bag
------------------	-----

Industry Standards

Compatible With Agency/Standards Products	UL, CSA
---	---------

UL Rating	Recognized
-----------	------------

Compatible With Approved Standards Products	UL E28476
---	-----------

Glow Wire Rating	Standard Part - Not Glow Wire
------------------	-------------------------------



UL Flammability Rating	UL 94V-0
------------------------	----------

Usage Conditions

Operating Temperature (Max)	105 °C[221 °F]
Operating Temperature Range	-55 – 105 °C[-67 – 221 °F]

Mechanical Attachment

Panel Mount Feature	Without
Mating Retention Type	Polarized Lock
Mating Retention	With
PCB Mount Retention	Without
PCB Mount Alignment	Without
Connector Mounting Type	Board Mount
Mating Alignment	Without

Termination Features

Square Termination Post & Tail Dimension	1.14 mm[.045 in]
Termination Post & Tail Length	3.18 mm[.125 in]
Termination Method to PCB	Through Hole - Solder

Contact Features

Contact Underplating Material	Nickel
Contact Underplating Material Thickness	1.27 µm[50 µin]
Contact Size	1.14mm
Contact Mating Area Plating Material Thickness	3.81 – 8.89 µm[150 – 350 µin]
Mating Square Post Dimension	1.14 mm[.045 in]
Contact Base Material	Copper Alloy
PCB Contact Termination Area Plating Material	Tin
Contact Mating Area Plating Material Finish	Matte
PCB Contact Termination Area Plating Material Finish	Matte
PCB Contact Termination Area Plating Material Thickness	3.81 – 8.89 µm[150 – 350 µin]
Contact Shape & Form	Square
Contact Layout	Inline
Contact Mating Area Length	11.43 mm[.45 in]
Contact Mating Area Plating Material	Tin
Contact Type	Tab



Contact Current Rating (Max)	14.24 A
------------------------------	---------

Housing Features

Mating Entry Location	Top
Housing Material	Thermoplastic Polyester - Glass-Filled
Centerline (Pitch)	3.96 mm [.156 in]

Configuration Features

Connector Contact Load Condition	Fully Loaded
Number of Columns	5
Number of Loaded Positions	5
Keying & Polarized Position Locations	None
Number of Power Positions	5
PCB Mount Orientation	Vertical
Number of Positions	5
Number of Rows	1

Product Type Features

Mixed & Hybrid Header	No
Connector Shape	Rectangular
PCB Connector Assembly Type	PCB Mount Header
Connector System	Wire-to-Board
Header Type	Partially Shrouded
Sealable	No
Connector & Contact Terminates To	Printed Circuit Board

Body Features

Primary Product Color	Natural
-----------------------	---------

Operation/Application

Circuit Application	Power
---------------------	-------

Other

EU RoHS Compliance	Compliant
EU ELV Compliance	Compliant

Product Compliance

[For compliance documentation, visit the product page on TE.com>](#)



EU RoHS Directive 2011/65/EU	Compliant
EU ELV Directive 2000/53/EC	Compliant
China RoHS 2 Directive MIIT Order No 32, 2016	No Restricted Materials Above Threshold
EU REACH Regulation (EC) No. 1907/2006	Current ECHA Candidate List: JUNE 2024 (241) Candidate List Declared Against: JUNE 2024 (241) Does not contain REACH SVHC
Halogen Content	Not Low Halogen - contains Br or Cl > 900 ppm.
Solder Process Capability	Wave solder capable to 265°C

Product Compliance Disclaimer

This information is provided based on reasonable inquiry of our suppliers and represents our current actual knowledge based on the information they provided. This information is subject to change. The part numbers that TE has identified as EU RoHS compliant have a maximum concentration of 0.1% by weight in homogenous materials for lead, hexavalent chromium, mercury, PBB, PBDE, DBP, BBP, DEHP, DIBP, and 0.01% for cadmium, or qualify for an exemption to these limits as defined in the Annexes of Directive 2011/65/EU (RoHS2). Finished electrical and electronic equipment products will be CE marked as required by Directive 2011/65/EU. Components may not be CE marked. Additionally, the part numbers that TE has identified as EU ELV compliant have a maximum concentration of 0.1% by weight in homogenous materials for lead, hexavalent chromium, and mercury, and 0.01% for cadmium, or qualify for an exemption to these limits as defined in the Annexes of Directive 2000/53/EC (ELV). Regarding the REACH Regulation, the information TE provides on SVHC in articles for this part number is based on the latest European Chemicals Agency (ECHA) 'Guidance on requirements for substances in articles' posted at this URL: <https://echa.europa.eu/guidance-documents/guidance-on-reach>

Compatible Parts

 <p>TE Part # 3-640605-5 05P MTA156 CONN ASSY 20AWG LF</p>	 <p>TE Part # 3-644462-5 05P MTA156 CONN ASSY 20AWG LF</p>	 <p>TE Part # 3-640606-5 05P MTA156 CONN ASSY 22AWG LF</p>	 <p>TE Part # 3-647174-5 05P MTA156 CONN ASSY W/O#4</p>
 <p>TE Part # 3-640430-5 05P MTA156 CONN ASSY 26AWG BLU</p>	 <p>TE Part # 3-640601-5 05P MTA156 CONN ASSY 22AWG LF</p>	 <p>TE Part # 643067-5 05P MTA156 MOLDED COVER</p>	 <p>TE Part # 3-640426-5 05P MTA156 CONN ASSY 18AWG ORA</p>



TE Part # CAT-103156-WBHSM
Receptacle Housing: Wire-to-Board, with Mating Alignment, SL156



TE Part # 3-643818-5
05P MTA156 CONN ASSY 20AWG YEL



TE Part # 3-640434-5
05P MTA156 CONN ASSY 24AWG WHT



TE Part # 3-643819-5
05P MTA156 CONN ASSY 22AWG RED



TE Part # 3-643820-5
05P MTA156 CONN ASSY 24AWG LF



TE Part # 3-640433-5
05P MTA156 CONN ASSY 22AWG RED



TE Part # 3-640600-5
05P MTA156 CONN ASSY 20AWG LF



TE Part # 3-644468-5
05P MTA156 CONN ASSY 24AWG LF



TE Part # 3-640602-5
05P MTA156 CONN ASSY 24AWG LF



TE Part # 643071-5
05P MTA156 FD-THRU COVER



TE Part # 3-644466-5
05P MTA156 CONN ASSY 20AWG YEL




TE Part # 3-643821-5
05P MTA156 CONN ASSY 26AWG LF


Also in the Series | MTA 156




Connector Caps & Covers(89)



Connector Contacts(4)




Connector Hardware(2)



Insertion & Extraction Tools(1)



PCB Headers & Receptacles(677)



Power Contacts(3)



Rectangular Power Connectors(331)




Wire-to-Board Headers & Receptacles (677)


Customers Also Bought



TE Part #1-644752-3
13P MTA156 HDR ASSY SQ STR F/L



TE Part #1761608-3
IDC LOW PRO HDR 10P VERT SHT L



TE Part #5-103639-1
02 MTE HDR SRST LATCH .100CL



TE Part #3-643818-5
05P MTA156 CONN ASSY 20AWG YEL



TE Part #5103309-1
A/L LOW PRO HDR 10P VERT BLACK



TE Part #3-644615-6
06P MTA156 POL HDR ASSY LF



TE Part #3-1393237-3
RTE24024F



TE Part #640456-2
02P MTA100 HDR ASSY F/L SQ STR



TE Part #644752-9
09P MTA156 HDR ASSY SQ STR F/L



TE Part #3-644615-5
05P MTA156 POL HDR ASSY LF

Documents

Product Drawings

[05P MTA156 HDR POL WO PEGS LF](#)

English

CAD Files

Customer View Model

[ENG_CVM_3-644611-5_H1.2d_dxf.zip](#)

English

[3D PDF](#)

English

Customer View Model

[ENG_CVM_3-644611-5_H1.3d_igs.zip](#)

English

Customer View Model

[ENG_CVM_3-644611-5_H1.3d_stp.zip](#)

English

[3D PDF](#)

3D



Customer View Model

[ENG_CVM_CVM_3-644611-5_F.2d_dxf.zip](#)

English

Customer View Model

[ENG_CVM_CVM_3-644611-5_F.3d_igs.zip](#)

English

Customer View Model

[ENG_CVM_CVM_3-644611-5_F.3d_stp.zip](#)

English

By downloading the CAD file I accept and agree to the [Terms and Conditions](#) of use.

Product Specifications

[Application Specification](#)

English