



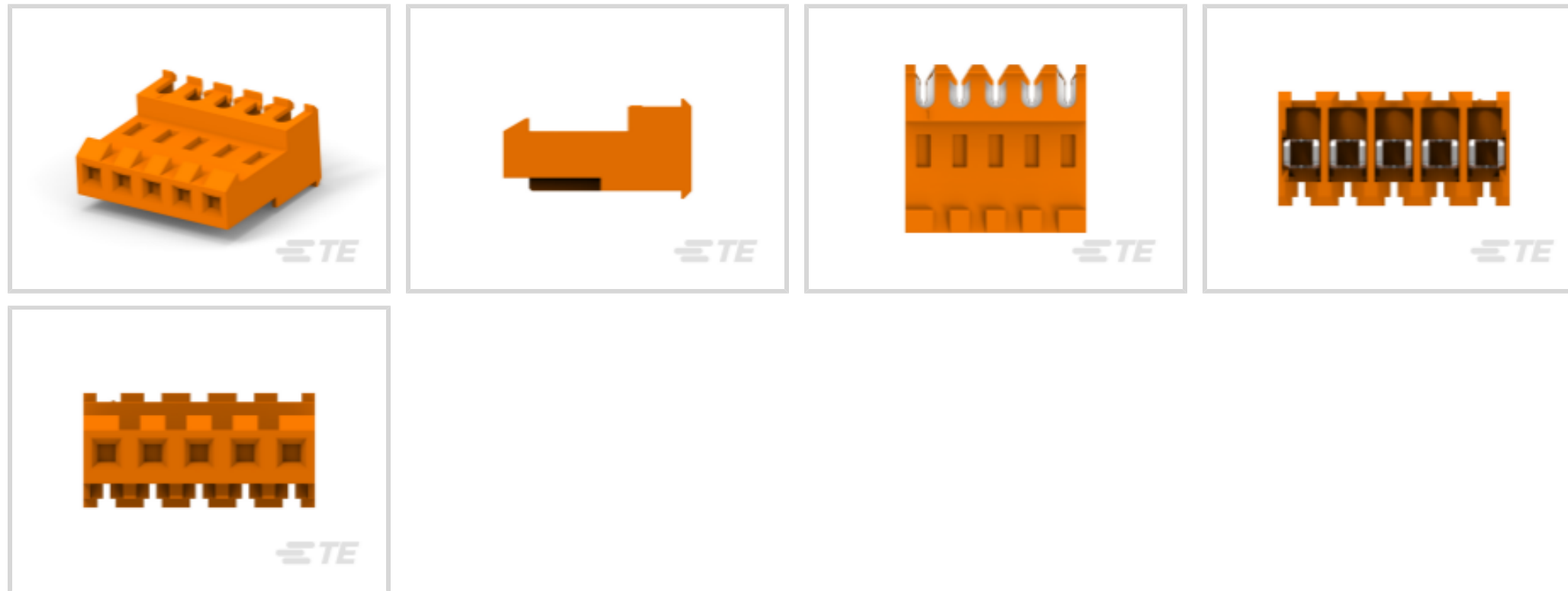
MTA 156

TE Internal #: 3-641227-5

Connector Assembly, Receptacle, Insulation Displacement (IDC),
Wire-to-Board, MTA 156, Standard Rectangular Connectors

[View on TE.com >](#)

Connectors > Rectangular Connectors > Standard Rectangular Connectors



Connector Product Type: **Connector Assembly**

Connector & Housing Type: **Receptacle**

Mating Alignment: **Without**

Mating Retention: **With**

Mating Retention Type: **Locking Ramp**

Features

Body Features

| | |
|-----------------------|--------|
| Primary Product Color | Orange |
|-----------------------|--------|

Packaging Features

| | |
|--------------------|---------|
| Packaging Quantity | 250 |
| Packaging Method | Bag/Box |

Dimensions

| | |
|------------------|-------------------|
| Connector Width | 9.02 mm[.355 in] |
| Connector Height | 18.42 mm[.725 in] |
| Wire Size | 18 AWG |
| Connector Length | 19.81 mm[.78 in] |

Housing Features

| | |
|--------------------|------------------|
| Housing Material | Nylon 6/6 |
| Centerline (Pitch) | 3.96 mm[.156 in] |

Configuration Features

| | |
|--------------------|---|
| Number of Cavities | 5 |
|--------------------|---|



| | |
|--------------------|-----|
| Contacts Preloaded | Yes |
|--------------------|-----|

| | |
|---------------------|---|
| Number of Positions | 5 |
|---------------------|---|

| | |
|----------------|---|
| Number of Rows | 1 |
|----------------|---|

Industry Standards

| | |
|---|---------|
| Compatible With Agency/Standards Products | UL, CSA |
|---|---------|

| | |
|-----------|------------|
| UL Rating | Recognized |
|-----------|------------|

| | |
|---|-----------|
| Compatible With Approved Standards Products | UL E28476 |
|---|-----------|

| | |
|------------|---------|
| CSA Rating | LR 7189 |
|------------|---------|

| | |
|------------------------|----------|
| UL Flammability Rating | UL 94V-2 |
|------------------------|----------|

Contact Features

| | |
|-------------------------------|--------|
| Contact Underplating Material | Nickel |
|-------------------------------|--------|

| | |
|--|-----|
| Wire Contact Termination Area Plating Material | Tin |
|--|-----|

| | |
|--------------|------------|
| Contact Type | Receptacle |
|--------------|------------|

| | |
|--------------------------------------|--|
| Contact Mating Area Plating Material | Gold Flash over Palladium Nickel, Gold |
|--------------------------------------|--|

| | |
|----------------------------------|------|
| Contact Retention Within Housing | With |
|----------------------------------|------|

| | |
|------------------------------|-----|
| Contact Current Rating (Max) | 7 A |
|------------------------------|-----|

Mechanical Attachment

| | |
|---------------------------------------|---------------|
| Contact Retention Type Within Housing | Locking Lance |
|---------------------------------------|---------------|

| | |
|------------------|---------|
| Mating Alignment | Without |
|------------------|---------|

| | |
|------------------|------|
| Mating Retention | With |
|------------------|------|

| | |
|-----------------------|--------------|
| Mating Retention Type | Locking Ramp |
|-----------------------|--------------|

| | |
|-------------------------|----------------------------|
| Connector Mounting Type | Cable Mount (Free-Hanging) |
|-------------------------|----------------------------|

Product Type Features

| | |
|------------------------------------|----------|
| Compatible With Discrete Wire Type | Stranded |
|------------------------------------|----------|

| | |
|------------------------|--------------------|
| Connector Product Type | Connector Assembly |
|------------------------|--------------------|

| | |
|--------------------------|------------|
| Connector & Housing Type | Receptacle |
|--------------------------|------------|

| | |
|------------------|---------------|
| Connector System | Wire-to-Board |
|------------------|---------------|

| | |
|----------------------|--------|
| Insertion Force Type | Normal |
|----------------------|--------|

| | |
|----------|----|
| Sealable | No |
|----------|----|

| | |
|-----------------------------------|--------------|
| Connector & Contact Terminates To | Wire & Cable |
|-----------------------------------|--------------|

Termination Features

| | |
|------------------------------------|-------------------------------|
| Termination Method to Wire & Cable | Insulation Displacement (IDC) |
|------------------------------------|-------------------------------|



Electrical Characteristics

| | |
|-------------------|---------|
| Operating Voltage | 600 VAC |
|-------------------|---------|

Usage Conditions

| | |
|-----------------------------|----------------------------|
| Operating Temperature Range | -55 – 105 °C[-67 – 221 °F] |
|-----------------------------|----------------------------|

Operation/Application

| | |
|---------------------|-------|
| Shielded | No |
| Circuit Application | Power |

Other

| | |
|--------------------|-----------|
| EU RoHS Compliance | Compliant |
| EU ELV Compliance | Compliant |

Product Compliance

[For compliance documentation, visit the product page on TE.com>](#)

| | |
|---|---|
| EU RoHS Directive 2011/65/EU | Compliant |
| EU ELV Directive 2000/53/EC | Compliant |
| China RoHS 2 Directive MIIT Order No 32, 2016 | No Restricted Materials Above Threshold |
| EU REACH Regulation (EC) No. 1907/2006 | Current ECHA Candidate List: JUNE 2024 (241) Candidate List Declared Against: JUNE 2024 (241) Does not contain REACH SVHC |
| Halogen Content | Low Halogen - Br, Cl, F, I < 900 ppm per homogenous material. Also BFR/CFR/PVC Free |
| Solder Process Capability | Not applicable for solder process capability |

Product Compliance Disclaimer

This information is provided based on reasonable inquiry of our suppliers and represents our current actual knowledge based on the information they provided. This information is subject to change. The part numbers that TE has identified as EU RoHS compliant have a maximum concentration of 0.1% by weight in homogenous materials for lead, hexavalent chromium, mercury, PBB, PBDE, DBP, BBP, DEHP, DIBP, and 0.01% for cadmium, or qualify for an exemption to these limits as defined in the Annexes of Directive 2011/65/EU (RoHS2). Finished electrical and electronic equipment products will be CE marked as required by Directive 2011/65/EU. Components may not be CE marked. Additionally, the part numbers that TE has identified as EU ELV compliant have a maximum concentration of 0.1% by weight in homogenous materials for lead, hexavalent chromium, and mercury, and 0.01% for cadmium, or qualify for an exemption to these limits as defined in the Annexes of Directive 2000/53/EC (ELV). Regarding the REACH Regulation, the information TE provides on SVHC in articles for this part number is based on the latest European Chemicals Agency (ECHA) 'Guidance on requirements for substances in articles' posted at this URL: <https://echa.europa.eu/guidance-documents/guidance-on-reach>

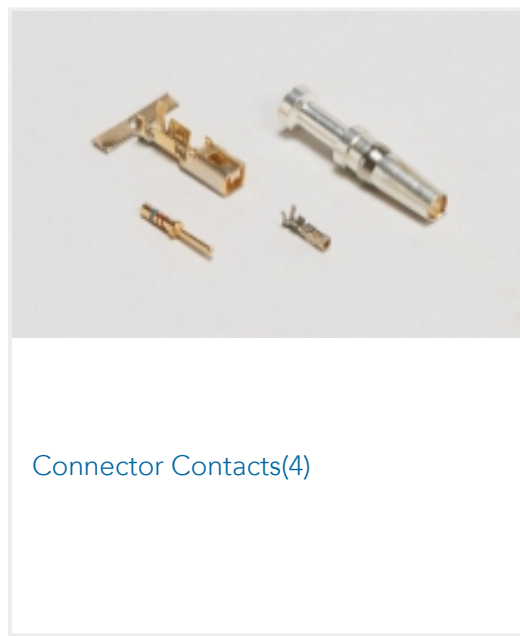
Compatible Parts



Also in the Series | **MTA 156**



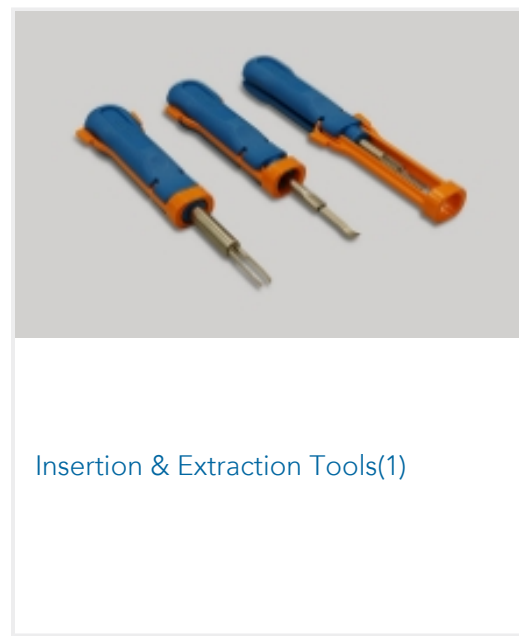
Connector Caps & Covers(89)



Connector Contacts(4)



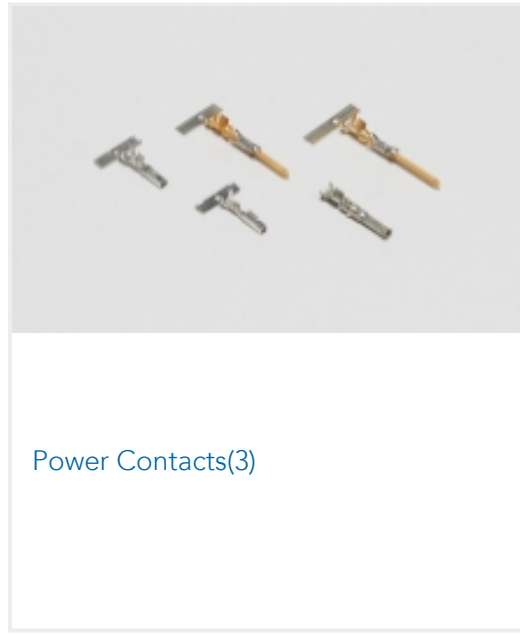
Connector Hardware(2)



Insertion & Extraction Tools(1)



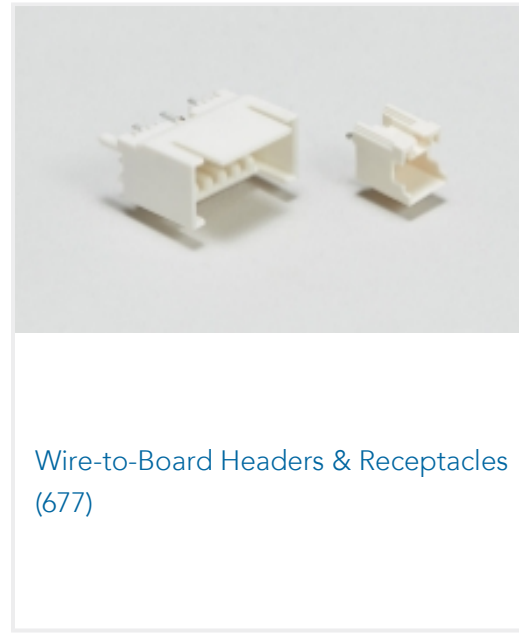
PCB Headers & Receptacles(677)



Power Contacts(3)



Rectangular Power Connectors(331)



Wire-to-Board Headers & Receptacles (677)

Customers Also Bought



TE Part #1757624-1
SZ 8 COAX PIN,RG142,HEX CRIMP



TE Part #EF9981-000
222K121-25L/225-0



TE Part #204502-4
RECEPT ASSY,26 POSN,AMPLIMITE



TE Part #CAT-DMC-MD-26
Rectangular Connector Receptacle
Extenders, Tool-less Assembly



TE Part #ZPF00000000148762
DMC-M 99-04 AN (=33537-P0000)



TE Part #205162-6
AMPLIMITE,ASY,PLUG,109,1

Documents

Product Drawings

[05P MTA156 CONN ASSY 18AWG LF](#)

English

CAD Files

[Customer View Model](#)

[ENG_CVM_CVM_3-641227-5_Y.2d_dxf.zip](#)

English

[3D PDF](#)



3D

Customer View Model

[ENG_CVM_CVM_3-641227-5_Y.3d_igs.zip](#)

English

Customer View Model

[ENG_CVM_CVM_3-641227-5_Y.3d_stp.zip](#)

English

By downloading the CAD file I accept and agree to the [Terms and Conditions](#) of use.

Product Specifications

[Application Specification](#)

Japanese

[Application Specification](#)

English

[MTA 156 Ribbon Cable Connector Assemblies \(English And Spanish\)](#)

English

[MTA 156 Ribbon Cable Connector Assemblies \(English And Spanish\)](#)

Japanese

[Application Specification](#)

English