

3-641219-3 ✓ ACTIVE

## MTA 156


TE Internal #: 3-641219-3

Connector Assembly, Receptacle, Wire-to-Board, 3 Position, 3.96 mm [.156 in] Centerline, Wire & Cable, UL 94V-2, MTA 156, Rectangular Power Connectors

[View on TE.com >](#)



Connectors > Power Connectors > Rectangular Power > Rectangular Power Connectors



Rectangular Power Connector Type: **Connector Assembly**

Connector & Housing Type: **Receptacle**

Connector System: **Wire-to-Board**

Number of Positions: **3**

Centerline (Pitch): **3.96 mm [.156 in]**

### Features

#### Body Features

Cable Exit Angle	90°
Connector Profile	Standard

#### Packaging Features

Packaging Quantity	500
Packaging Method	Bag

#### Dimensions

Compatible Insulation Diameter Range	2.41 mm[.095 in]
Product Length	11.89 mm[.468 in]
Connector Height	9.02 mm[.355 in]
Wire Size	.3 – .4 mm <sup>2</sup>

#### Mechanical Attachment

Strain Relief	With
Panel Mount Feature	Without
Mating Retention Type	Locking Ramp



PCB Mount Retention	Without
Contact Retention Type Within Housing	Locking Lance
Mating Retention	With
Mating Alignment	Without
PCB Mount Alignment	Without
Connector Mounting Type	Cable Mount (Free-Hanging)

### Contact Features

Contact Underplating Material	Nickel
Contact Underplating Material Thickness	1.27 – 1.77 $\mu\text{m}$ [1.27 – 1.77 $\mu\text{in}$ ]
Contact Layout	Inline
Contact Mating Area Plating Material	Gold Flash over Palladium Nickel, Gold
Contact Base Material	Copper Alloy
Wire Contact Termination Area Plating Thickness	2.03 – 5.08 $\mu\text{m}$ [80 – 200 $\mu\text{in}$ ]
Contact Current Rating (Max)	7 A
Contact Retention Within Housing	With
Contact Type	Receptacle
Wire Contact Termination Area Plating Material	Tin
Contact Mating Area Plating Material Thickness	.76 $\mu\text{m}$ [30 $\mu\text{in}$ ]

### Industry Standards

Compatible With Agency/Standards Products	UL, CSA
UL Rating	Recognized
Compatible With Approved Standards Products	UL E28476
CSA Rating	LR 7189, Certified
UL Flammability Rating	UL 94V-2
Glow Wire Rating	Standard Part - Not Glow Wire

### Housing Features

Wire & Cable IDC Installation Type	Closed End
Centerline (Pitch)	3.96 mm[.156 in]
Housing Color	Red
Housing Material	Nylon

### Product Type Features

Compatible With Discrete Wire Type	Stranded
------------------------------------	----------



Rectangular Power Connector Type	Connector Assembly
Connector & Housing Type	Receptacle
Connector System	Wire-to-Board
Sealable	No
Connector & Contact Terminates To	Wire & Cable

### Configuration Features

Number of Positions	3
Number of Power Positions	3
Number of Signal Positions	0
Number of Rows	1

### Electrical Characteristics

Operating Voltage	600 VAC
-------------------	---------

### Termination Features

Termination Method to Wire & Cable	Insulation Displacement (IDC)
------------------------------------	-------------------------------

### Usage Conditions

Operating Temperature Range	-55 – 105 °C[-67 – 221 °F]
-----------------------------	----------------------------

### Operation/Application

Circuit Application	Power & Signal
---------------------	----------------

### Other

EU RoHS Compliance	Compliant
EU ELV Compliance	Compliant

### Product Compliance

For compliance documentation, visit the product page on [TE.com](https://www.te.com)>

EU RoHS Directive 2011/65/EU	Compliant
EU ELV Directive 2000/53/EC	Compliant
China RoHS 2 Directive MIIT Order No 32, 2016	No Restricted Materials Above Threshold
EU REACH Regulation (EC) No. 1907/2006	Current ECHA Candidate List: JUNE 2024 (241) Candidate List Declared Against: JAN 2023 (233) Does not contain REACH SVHC
Halogen Content	BFR/CFR/PVC Free, but Br/Cl >900 ppm in other sources.



Solder Process Capability

Not applicable for solder process capability

Product Compliance Disclaimer

This information is provided based on reasonable inquiry of our suppliers and represents our current actual knowledge based on the information they provided. This information is subject to change. The part numbers that TE has identified as EU RoHS compliant have a maximum concentration of 0.1% by weight in homogenous materials for lead, hexavalent chromium, mercury, PBB, PBDE, DBP, BBP, DEHP, DIBP, and 0.01% for cadmium, or qualify for an exemption to these limits as defined in the Annexes of Directive 2011/65/EU (RoHS2). Finished electrical and electronic equipment products will be CE marked as required by Directive 2011/65/EU. Components may not be CE marked. Additionally, the part numbers that TE has identified as EU ELV compliant have a maximum concentration of 0.1% by weight in homogenous materials for lead, hexavalent chromium, and mercury, and 0.01% for cadmium, or qualify for an exemption to these limits as defined in the Annexes of Directive 2000/53/EC (ELV). Regarding the REACH Regulation, the information TE provides on SVHC in articles for this part number is based on the latest European Chemicals Agency (ECHA) 'Guidance on requirements for substances in articles' posted at this URL: <https://echa.europa.eu/guidance-documents/guidance-on-reach>

Compatible Parts



TE Part # 3-644760-3  
03P MTA156 HDR ASSY FL ST LF



TE Part # 3-644809-3  
03P MTA156 PSTD CONN 22AWG LF



TE Part # 3-641208-3  
03P MTA156 HDR ASSY FL ST LF



TE Part # 3-644807-3  
03P MTA156 PSTD CONN 18AWG LF



TE Part # 641937-2  
03P MTA156 HDR ASSY SQ W/O#3



TE Part # 3-641209-3  
03P MTA156 HDR ASSY FL ST LF



TE Part # 58247-1  
MTA 156 CRIMP HEAD REPAIR DISCRETE



TE Part # 3-644761-3  
03P MTA156 HDR ASSY R/A F/L LF



TE Part # 58247-3  
MTA 156 CRIMP HEAD PRODUCTION RBBN CABLE



TE Part # 640551-3  
03P MTA156 COVER



TE Part # 643067-3  
03P MTA156 MOLDED COVER



TE Part # 641937-3  
03P MTA156 HDR ASSY SQ W/O#1



TE Part # 3-641210-3  
03P MTA156 HDR FLRA FB 30AU LF



TE Part # 58074-1  
MTA 50/100/156 MANUAL TOOL FRAME



TE Part # 3-644633-3  
03P MTA156 HDR ASSY R/A LF



TE Part # 640643-3  
03P MTA156 COVER F/T



TE Part # 2472633-1  
03P MTA156 HDR ASSY W/O#2 LF W/ CHMFR



TE Part # 3-644812-3  
03P MTA156 PSTD CONN 18AWG LF



TE Part # 59804-1  
MAINTENANCE TOOL

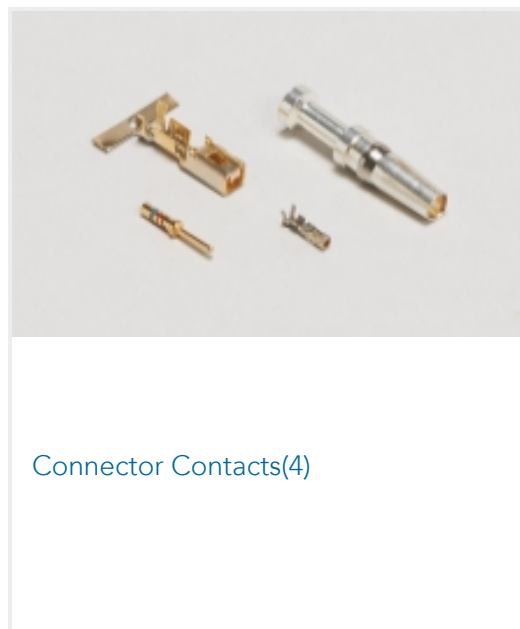


TE Part # 641937-1  
03P MTA156 HDR ASSY STR W/O#2

## Also in the Series | MTA 156



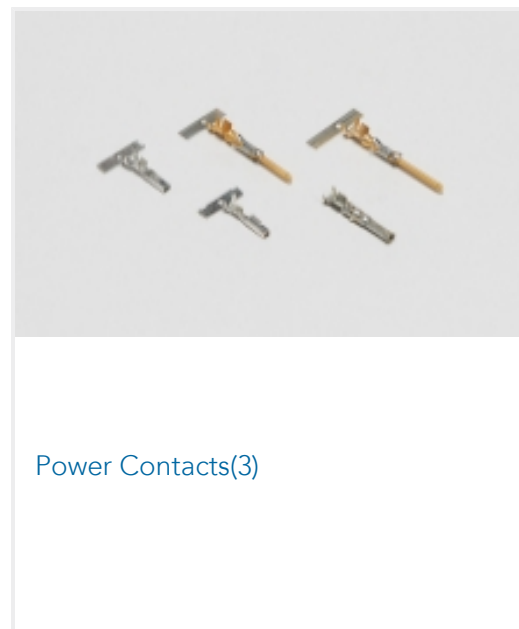
Connector Caps & Covers(89)



Connector Contacts(4)




Connector Hardware(2)



Power Contacts(3)



Rectangular Power Connectors(331)



Standard Rectangular Connectors(336)



Wire-to-Board Headers & Receptacles (677)

## Customers Also Bought



TE Part #0641-2-1631L  
CONT PIN




TE Part #5-103414-2  
04 MODII HDR SRST SHRD LF



TE Part #5-103414-1  
03 MODII HDR SRST SHRD LF



TE Part #CSE-SGAM-610-SGAM  
SMA to SMA 610mm RG316



## Documents

### Product Drawings

[03P MTA156 CONN ASSY 22AWG RED](#)

English

### CAD Files

[3D PDF](#)

3D

Customer View Model

[ENG\\_CVM\\_CVM\\_3-641219-3\\_T.2d\\_dxf.zip](#)

English

Customer View Model

[ENG\\_CVM\\_CVM\\_3-641219-3\\_T.3d\\_igs.zip](#)

English

Customer View Model

[ENG\\_CVM\\_CVM\\_3-641219-3\\_T.3d\\_stp.zip](#)

English

By downloading the CAD file I accept and agree to the [Terms and Conditions](#) of use.

### Product Specifications

[Application Specification](#)

Japanese

[Application Specification](#)

English

[MTA 156 Ribbon Cable Connector Assemblies \(English And Spanish\)](#)

English

[MTA 156 Ribbon Cable Connector Assemblies \(English And Spanish\)](#)

Japanese



### Application Specification

English

---

### Agency Approvals

UL

English