

3-5147490-2 ✓ ACTIVE

AMP PACE | AMP ECONOMATE

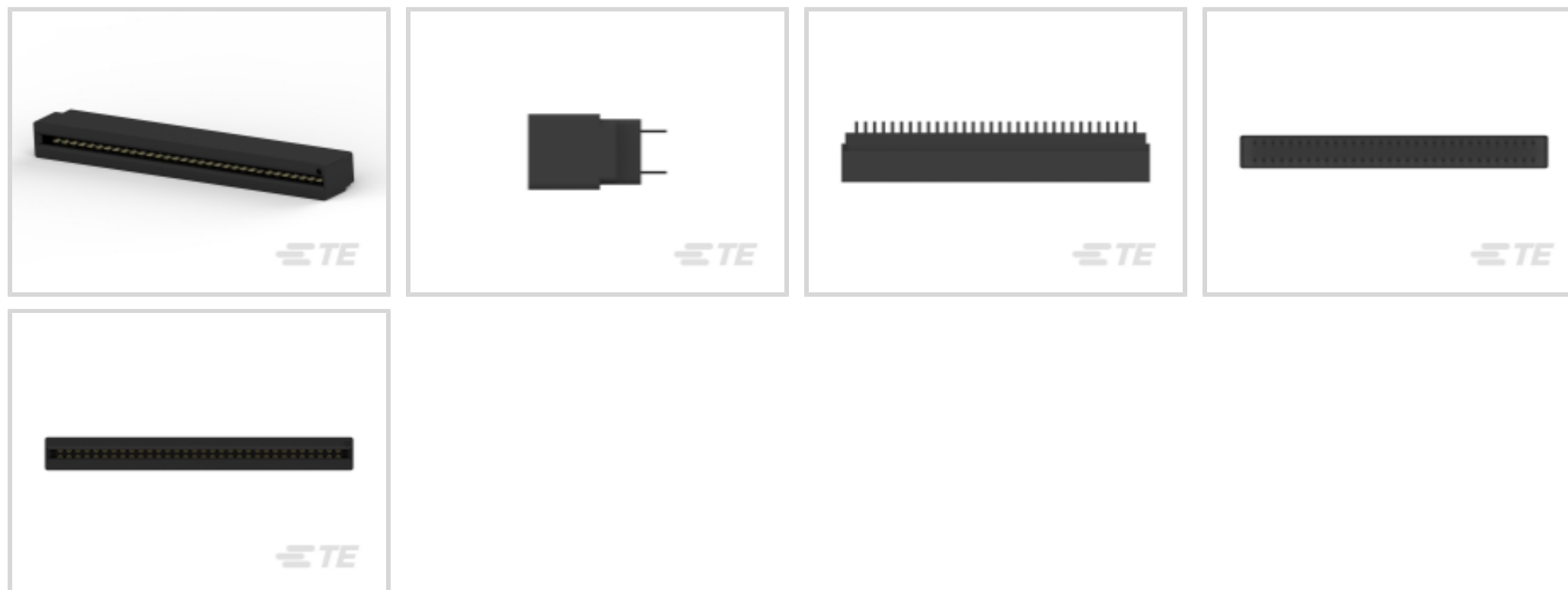
TE Internal #: 3-5147490-2

Board-to-Board, 64 Position, 2.54 mm [.1 in] Centerline, 32 Dual Positions, 2 Row, Black, Polyester - GF, AMP ECONOMATE, Standard Edge Connectors

[View on TE.com >](#)



Connectors > PCB Connectors > Card Edge Connectors > Standard Edge Connectors



Connector System: **Board-to-Board**

Number of Positions: **64**

Centerline (Pitch): **2.54 mm [.1 in]**

Number of Dual Positions: **32**

Number of Rows: **2**

## Features

### Electrical Characteristics

Operating Voltage	150 VAC
-------------------	---------

### Termination Features

Termination Method to PCB	Through Hole - Press-Fit
Termination Post & Tail Length	3.18 mm [.125 in]

### Packaging Features

Packaging Quantity	108
Packaging Method	Package

### Mechanical Attachment

PCB Mount Retention	With
Mating Retention	Without
PCB Mount Retention Type	Action/Compliant Tail
Mating Alignment	With
PCB Mount Alignment	Without
Connector Mounting Type	Board Mount



### Contact Features

Contact Underplating Material	Nickel
Contact Retention Within Housing	Without
PCB Contact Termination Area Plating Material Finish	Matte
Contact Mating Area Plating Material Thickness	.76 µm
PCB Contact Termination Area Plating Material Thickness	2.54 µm[100 µin]
Contact Mating Area Plating Material	Gold
Contact Base Material	Phosphor Bronze
PCB Contact Termination Area Plating Material	Tin
Contact Type	Socket
Contact Current Rating (Max)	3 A

### Dimensions

Card Slot Depth	10.67 mm[.42 in]
Connector Height	13.97 mm[.55 in]
Row-to-Row Spacing	5.08 mm[.2 in]

### Product Type Features

Connector System	Board-to-Board
Connector & Housing Type	Receptacle
Connector & Contact Terminates To	Printed Circuit Board

### Configuration Features

Number of Positions	64
Number of Dual Positions	32
Number of Rows	2
Connector Contact Load Condition	Fully Loaded
PCB Mount Orientation	Vertical

### Body Features

Primary Product Color	Black
-----------------------	-------

### Housing Features

Centerline (Pitch)	2.54 mm[.1 in]
Housing Material	Polyester - GF

### Usage Conditions

Operating Temperature Range	-55 – 85 °C[-67 – 185 °F]
-----------------------------	---------------------------



### Operation/Application

Circuit Application	Signal
---------------------	--------

### Other

EU RoHS Compliance	Compliant
EU ELV Compliance	Compliant

### Product Compliance

[For compliance documentation, visit the product page on TE.com>](#)

EU RoHS Directive 2011/65/EU	Compliant
EU ELV Directive 2000/53/EC	Compliant
China RoHS 2 Directive MIIT Order No 32, 2016	No Restricted Materials Above Threshold
EU REACH Regulation (EC) No. 1907/2006	Current ECHA Candidate List: JUNE 2024 (241) Candidate List Declared Against: JUNE 2024 (241) Does not contain REACH SVHC
Halogen Content	Not Low Halogen - contains Br or Cl > 900 ppm.
Solder Process Capability	Not applicable for solder process capability

#### Product Compliance Disclaimer

This information is provided based on reasonable inquiry of our suppliers and represents our current actual knowledge based on the information they provided. This information is subject to change. The part numbers that TE has identified as EU RoHS compliant have a maximum concentration of 0.1% by weight in homogenous materials for lead, hexavalent chromium, mercury, PBB, PBDE, DBP, BBP, DEHP, DIBP, and 0.01% for cadmium, or qualify for an exemption to these limits as defined in the Annexes of Directive 2011/65/EU (RoHS2). Finished electrical and electronic equipment products will be CE marked as required by Directive 2011/65/EU. Components may not be CE marked. Additionally, the part numbers that TE has identified as EU ELV compliant have a maximum concentration of 0.1% by weight in homogenous materials for lead, hexavalent chromium, and mercury, and 0.01% for cadmium, or qualify for an exemption to these limits as defined in the Annexes of Directive 2000/53/EC (ELV). Regarding the REACH Regulation, the information TE provides on SVHC in articles for this part number is based on the latest European Chemicals Agency (ECHA) 'Guidance on requirements for substances in articles' posted at this URL: <https://echa.europa.eu/guidance-documents/guidance-on-reach>

### Compatible Parts



TE Part # 5-2337939-8  
PCIE GEN4 CON,SMT,164POS,30u",  
MYLAR,HT

### Also in the Series | AMP ECONOMATE



Connector Contacts(6)




Connector Hardware(2)



Insertion & Extraction Tools(1)



Power Contacts(2)




Standard Edge Connectors(4)

### Customers Also Bought



TE Part #CAT-3983178-PHBXVD  
CT 2mm Post Header Asmby: Box V  
DIP



TE Part #292253-7  
CT CONN MT HDR ASSY H 7P NAT



TE Part #CAT-H857-H34220  
AMP HPI 2.0 mm Headers




TE Part #5-1393224-1  
RY211048



TE Part #3-1393222-9  
V23061A1007A302=MINISTARKSTROM



TE Part #7-1393243-0  
RT424048



TE Part #2271301-1  
AMP MODU, REC, 2.0P, RA, TH, 30P,  
3U' AU



## Documents

### CAD Files

Customer View Model

[ENG\\_CVM\\_CVM\\_3-5147490-2\\_A.2d\\_dxf.zip](#)

English

[3D PDF](#)

3D

Customer View Model

[ENG\\_CVM\\_CVM\\_3-5147490-2\\_A.3d\\_igs.zip](#)

English

Customer View Model

[ENG\\_CVM\\_CVM\\_3-5147490-2\\_A.3d\\_stp.zip](#)

English

By downloading the CAD file I accept and agree to the [Terms and Conditions](#) of use.

### Product Specifications

[Application Specification](#)

English

[Application Specification](#)

English

[AMP PACE Connectors](#)

English