

3-5120525-1 ✓ ACTIVE




Free Height

TE Internal #: 3-5120525-1

PCB Mount Header, Vertical, Board-to-Board, 64 Position, 1 mm [.039 in] Centerline, Fully Shrouded, Gold, Surface Mount, Signal, Black, Free Height

[View on TE.com >](#)

Connectors > PCB Connectors > PCB Headers & Receptacles > Free Height Plug Connector: Board-Board, Vertical, 64, 1mm



PCB Connector Assembly Type: **PCB Mount Header**

PCB Mount Orientation: **Vertical**

Connector System: **Board-to-Board**

Number of Positions: **64**

Centerline (Pitch): **1 mm [.039 in]**

[All Free Height Plug Connector: Board-Board, Vertical, 64, 1mm \(39\)](#)

Features

Electrical Characteristics

Operating Voltage	250 VAC
Insulation Resistance	2 MΩ

Signal Characteristics

Differential Signaling	Yes
------------------------	-----

Dimensions

Stack Height	8 mm[.315 in]
Connector Width	3.81 mm[.150 in]
Connector Height	6.35 mm[.249 in]
Connector Length	34.22 mm[1.347 in]

Packaging Features

Packaging Quantity	500
Packaging Method	Tape & Reel

Industry Standards

Compatible With Agency/Standards Products	UL, CSA
Industry Standard	IEEE 1386
UL Rating	Listed



Compatible With Approved Standards Products	UL E28476, CSA LR7189
---	-----------------------

UL Flammability Rating	UL 94V-0
------------------------	----------

Mechanical Attachment

Mating Retention	Without
------------------	---------

Mating Alignment Type	None
-----------------------	------

PCB Mount Retention Type	None
--------------------------	------

PCB Mount Alignment Type	Locating Posts
--------------------------	----------------

PCB Mount Retention	Without
---------------------	---------

PCB Mount Alignment	With
---------------------	------

Connector Mounting Type	Board Mount
-------------------------	-------------

Mating Alignment	Without
------------------	---------

Termination Features

Rectangular Termination Post & Tail Width	.3 mm[.012 in]
---	----------------

Rectangular Termination Post & Tail Thickness	.2 mm[.008 in]
---	----------------

Termination Method to PCB	Surface Mount
---------------------------	---------------

Contact Features

Contact Underplating Material Thickness	1.27 μ m[50 μ in]
---	---------------------------

PCB Contact Termination Area Plating Material Finish	Matte
--	-------

Contact Mating Area Plating Material Thickness	1.27 μ m[50 μ in]
--	---------------------------

Mating Tab Width	.63 mm[.024 in]
------------------	-----------------

PCB Contact Termination Area Plating Material Thickness	3.81 μ m[150 μ in]
---	----------------------------

Contact Shape & Form	Single Beam
----------------------	-------------

Contact Layout	Inline
----------------	--------

Contact Mating Area Length	4.27 mm[.168 in]
----------------------------	------------------

Contact Base Material	Phosphor Bronze
-----------------------	-----------------

Mating Tab Thickness	.2 mm[.008 in]
----------------------	----------------

PCB Contact Termination Area Plating Material	Tin
---	-----

Contact Mating Area Plating Material	Gold
--------------------------------------	------

Contact Type	Pin
--------------	-----

Contact Current Rating (Max)	1 A
------------------------------	-----

Housing Features

Mating Entry Location	Top
-----------------------	-----

Housing Material	Thermoplastic
------------------	---------------



Centerline (Pitch)	1 mm [.039 in]
--------------------	----------------

Configuration Features

Number of Columns	32
Board-to-Board Configuration	Parallel
Stackable	Yes
PCB Mount Orientation	Vertical
Number of Positions	64

Product Type Features

PCB Connector Assembly Type	PCB Mount Header
Connector System	Board-to-Board
Header Type	Fully Shrouded
Sealable	No
Connector & Contact Terminates To	Printed Circuit Board

Body Features

Primary Product Color	Black
-----------------------	-------

Usage Conditions

Operating Temperature Range	-55 – 110 °C [-67 – 230 °F]
-----------------------------	-----------------------------

Operation/Application

Circuit Application	Signal
---------------------	--------

Other

EU RoHS Compliance	Compliant
EU ELV Compliance	Compliant

Product Compliance

[For compliance documentation, visit the product page on TE.com>](#)

EU RoHS Directive 2011/65/EU	Compliant
EU ELV Directive 2000/53/EC	Compliant
China RoHS 2 Directive MIIT Order No 32, 2016	No Restricted Materials Above Threshold
EU REACH Regulation (EC) No. 1907/2006	Current ECHA Candidate List: JUNE 2024 (241) Candidate List Declared Against: JUNE 2024 (241) Does not contain REACH SVHC




Halogen Content	Low Halogen - Br, Cl, F, I < 900 ppm per homogenous material. Also BFR/CFR/PVC Free
-----------------	---

Solder Process Capability	Reflow solder capable to 260°C
---------------------------	--------------------------------

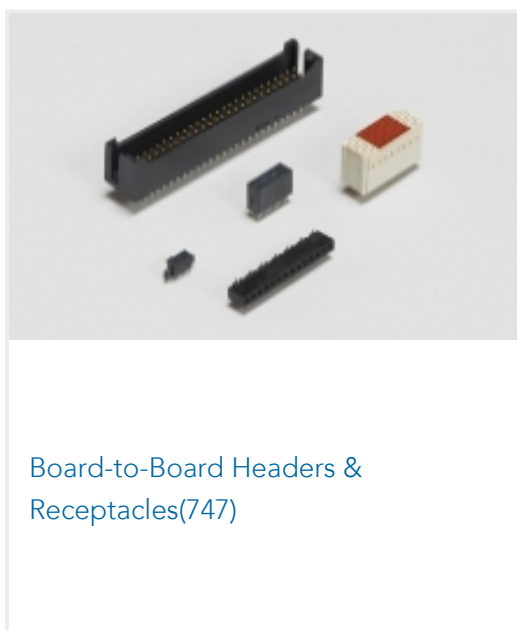
Product Compliance Disclaimer

This information is provided based on reasonable inquiry of our suppliers and represents our current actual knowledge based on the information they provided. This information is subject to change. The part numbers that TE has identified as EU RoHS compliant have a maximum concentration of 0.1% by weight in homogenous materials for lead, hexavalent chromium, mercury, PBB, PBDE, DBP, BBP, DEHP, DIBP, and 0.01% for cadmium, or qualify for an exemption to these limits as defined in the Annexes of Directive 2011/65/EU (RoHS2). Finished electrical and electronic equipment products will be CE marked as required by Directive 2011/65/EU. Components may not be CE marked. Additionally, the part numbers that TE has identified as EU ELV compliant have a maximum concentration of 0.1% by weight in homogenous materials for lead, hexavalent chromium, and mercury, and 0.01% for cadmium, or qualify for an exemption to these limits as defined in the Annexes of Directive 2000/53/EC (ELV). Regarding the REACH Regulation, the information TE provides on SVHC in articles for this part number is based on the latest European Chemicals Agency (ECHA) 'Guidance on requirements for substances in articles' posted at this URL: <https://echa.europa.eu/guidance-documents/guidance-on-reach>

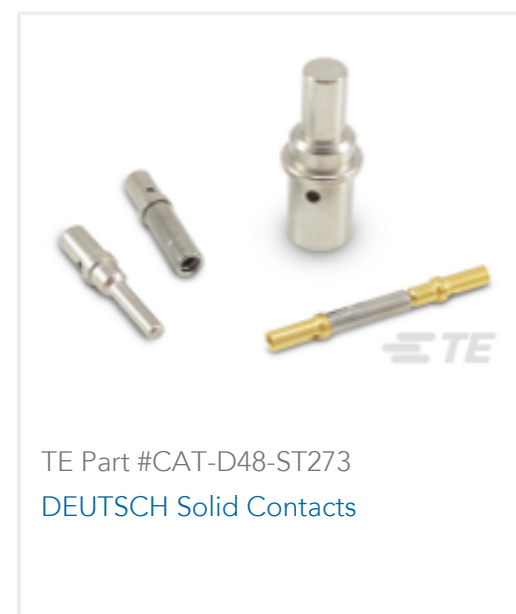
Compatible Parts



Also in the Series | Free Height



Customers Also Bought



Documents

Product Drawings

[1FHP,64,50A/S,R,N,S08](#)

English

CAD Files

[3D PDF](#)

3D

Customer View Model

[ENG_CVM_CVM_3-5120525-1_A.2d_dxf.zip](#)

English

Customer View Model

[ENG_CVM_CVM_3-5120525-1_A.3d_igs.zip](#)

English

Customer View Model

[ENG_CVM_CVM_3-5120525-1_A.3d_stp.zip](#)

English

By downloading the CAD file I accept and agree to the [Terms and Conditions](#) of use.

Product Specifications

[Application Specification](#)

English