

3-1744525-9 ✓ ACTIVE

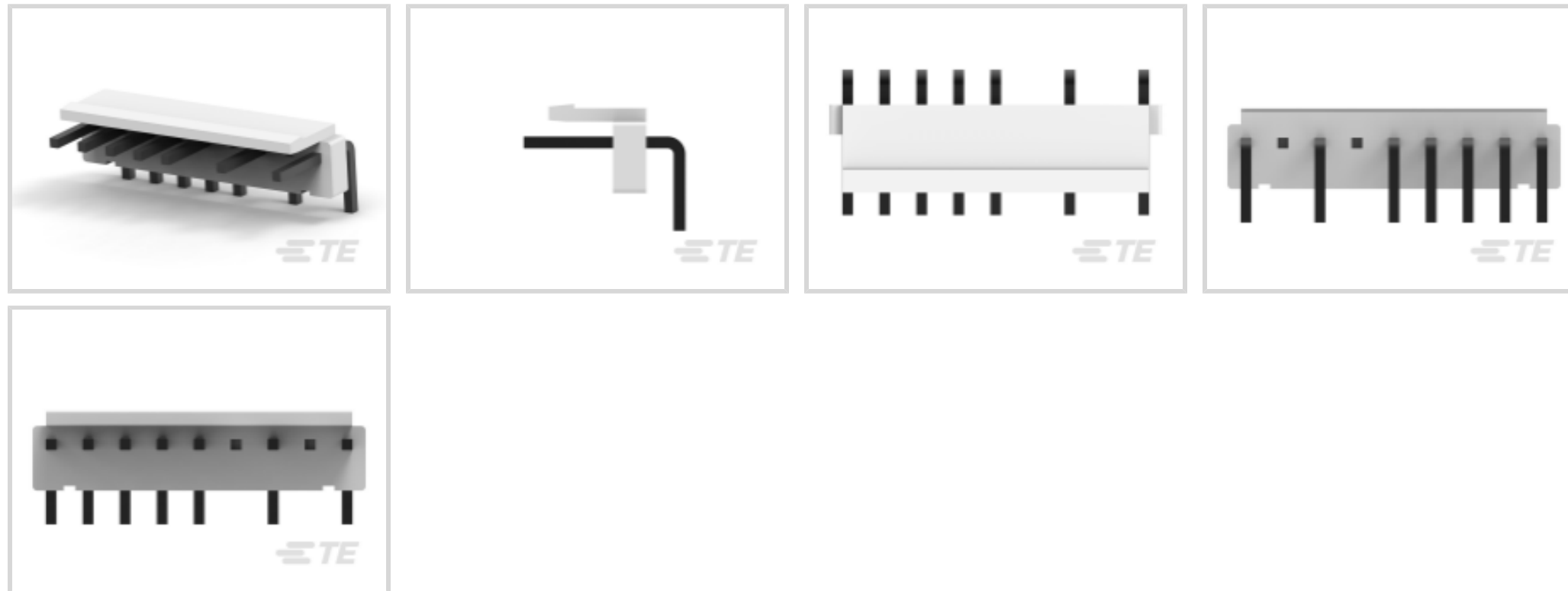
TE Internal #: 3-1744525-9

PCB Mount Header, Right Angle, Wire-to-Board, 9 Position, 3.96 mm [.156 in] Centerline, Partially Shrouded, Tin, Through Hole - Solder, Power, Natural

[View on TE.com >](#)



Connectors > PCB Connectors > PCB Headers & Receptacles



PCB Connector Assembly Type: **PCB Mount Header**

PCB Mount Orientation: **Right Angle**

Connector System: **Wire-to-Board**

Number of Positions: **9**

Number of Rows: **1**

Features

Electrical Characteristics

Operating Voltage	250 VDC
-------------------	---------

Dimensions

Connector Width	9.4 mm[.37 in]
PCB Thickness (Recommended)	1.6 mm[.063 in]
Connector Height	8.2 mm[.323 in]
Connector Length	35.64 mm[1.4 in]

Other

Position Locations Omitted	6, 8
Number of Blocked Positions	2
EU RoHS Compliance	Compliant

Packaging Features

Packaging Quantity	500
Packaging Method	Bag

Industry Standards



Compatible With Agency/Standards Products	UL
UL Rating	Recognized
Glow Wire Rating	GWT 750°C (Without Flame)
UL Flammability Rating	UL 94V-0

Usage Conditions

Operating Temperature (Max)	105 °C[221 °F]
Operating Temperature Range	-30 – 105 °C[-22 – 221 °F]

Operation/Application

Shielded	No
Circuit Application	Power

Mechanical Attachment

Mating Retention Type	Locking Tab
Mating Retention	With
PCB Mount Retention	Without
PCB Mount Alignment	Without
Connector Mounting Type	Board Mount
Mating Alignment	Without

Termination Features

Termination Post & Tail Length	3.6 mm[.141 in]
Square Termination Post & Tail Dimension	1.14 mm[.045 in]
Termination Method to PCB	Through Hole - Solder

Contact Features

Contact Size	1.14mm
Contact Mating Area Plating Material Thickness	2 µm[80 µin]
PCB Contact Termination Area Plating Material Thickness	2 µm[80 µin]
Contact Shape & Form	Square
Contact Layout	Inline
Contact Mating Area Length	8.6 mm[.339 in]
Contact Base Material	Brass
PCB Contact Termination Area Plating Material	Tin
Contact Mating Area Plating Material	Tin
Contact Type	Tab



Contact Current Rating (Max)	8 A
------------------------------	-----

Housing Features

Housing Material	Nylon
Centerline (Pitch)	3.96 mm [.156 in]

Configuration Features

Number of Loaded Positions	7
Number of Power Positions	9
PCB Mount Orientation	Right Angle
Number of Positions	9
Number of Rows	1

Product Type Features

Connector Shape	Rectangular
PCB Connector Assembly Type	PCB Mount Header
Connector System	Wire-to-Board
Header Type	Partially Shrouded
Sealable	No
Connector & Contact Terminates To	Printed Circuit Board

Body Features

Primary Product Color	Natural
-----------------------	---------

Product Compliance

[For compliance documentation, visit the product page on TE.com>](#)

EU RoHS Directive 2011/65/EU	Compliant
EU ELV Directive 2000/53/EC	Not Yet Reviewed
China RoHS 2 Directive MIIT Order No 32, 2016	No Restricted Materials Above Threshold
EU REACH Regulation (EC) No. 1907/2006	Current ECHA Candidate List: JUNE 2024 (241) Candidate List Declared Against: JAN 2019 (197) Does not contain REACH SVHC
Halogen Content	Low Halogen - Br, Cl, F, I < 900 ppm per homogenous material. Also BFR/CFR/PVC Free
Solder Process Capability	Not reviewed for solder process capability

Product Compliance Disclaimer

This information is provided based on reasonable inquiry of our suppliers and represents our current actual knowledge based on the information they provided. This information is subject to change. The part numbers that TE has identified as EU RoHS compliant have a maximum concentration of 0.1% by weight in homogenous materials for lead, hexavalent chromium, mercury, PBB, PBDE, DBP, BBP, DEHP, DIBP, and 0.01% for cadmium, or qualify for an exemption to these limits as defined in the Annexes of Directive 2011/65/EU (RoHS2). Finished electrical and electronic equipment products will be CE marked as required by Directive 2011/65/EU. Components may not be CE marked. Additionally, the part numbers that TE has identified as EU ELV compliant have a maximum concentration of 0.1% by weight in homogenous materials for lead, hexavalent chromium, and mercury, and 0.01% for cadmium, or qualify for an exemption to these limits as defined in the Annexes of Directive 2000/53/EC (ELV). Regarding the REACH Regulation, the information TE provides on SVHC in articles for this part number is based on the latest European Chemicals Agency (ECHA) 'Guidance on requirements for substances in articles' posted at this URL: <https://echa.europa.eu/guidance-documents/guidance-on-reach>

Compatible Parts




TE Part # 1744525-9
3.96 EP HDR ASSY 9P R/A, NO 6,8
PINS



TE Part # 1744428-6
3.96 EP HDR ASSY 6P R/A, GW



TE Part # 1744524-8
08P EP HDR NO 3,6 PIN V0 GWT



TE Part # 1-1744524-9
09P EP HDR NO 2,4,6,8 PIN V0 GWT



TE Part # 1744525-3
EP 03P RA-HDR ASY NO 2 PIN



TE Part # 1744428-9
3.96 EP HDR ASSY 9P R/A, GW



TE Part # 1-1744524-8
08P EP HDR NO 2,4 PIN V0 GWT



TE Part # 1744525-5
EP RA 05P HEADER ASY NO 3 PIN

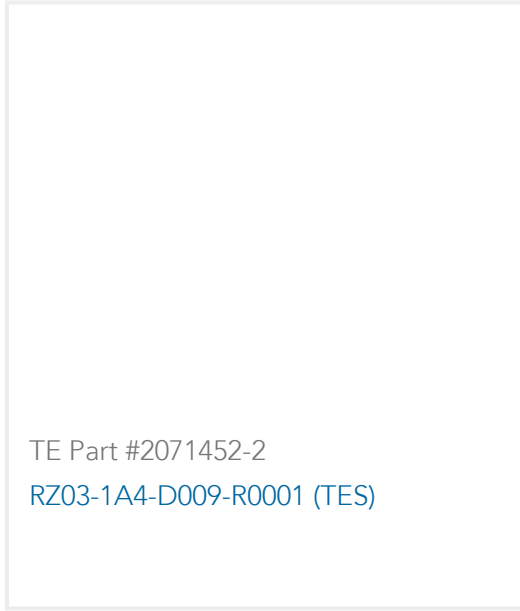


TE Part # 1-1744428-0
3.96 EP HDR ASSY 10P R/A, GW



TE Part # 1-1744428-2
3.96 EP HDR ASSY 12P R/A, GW

Customers Also Bought



Documents

CAD Files

[3D PDF](#)

[3D](#)

Customer View Model

[ENG_CVM_CVM_3-1744525-9_B.2d_dxf.zip](#)

English

Customer View Model

[ENG_CVM_CVM_3-1744525-9_B.3d_igs.zip](#)

English

Customer View Model

[ENG_CVM_CVM_3-1744525-9_B.3d_stp.zip](#)

English

By downloading the CAD file I accept and agree to the [Terms and Conditions](#) of use.

Product Specifications

[Application Specification](#)

Japanese

[Application Specification](#)

English

Agency Approvals

[VDE Certificate](#)

English