



CII | CII FCB-205 Series

TE Internal #: 3-1617758-7

General Purpose Power Relay, DC, Polarized, Monostable, 2 Form C DPDT-CO, 5 A Contact Rating, 28 VDC Coil Voltage, CII FCB-205 Series

[View on TE.com >](#)

Relays & Contactors > Electromechanical Relays



Relay & Contactor Type: **General Purpose Power Relay**

Current Type: **DC**

Coil Magnetic System: **Polarized, Monostable**

Contact Arrangement: **2 Form C DPDT-CO**

Contact Current Rating: **5 A**

Features

Contact Features

Contact Material	Silver Cadmium Oxide
Terminal Plating	Tin-Lead

Usage Conditions

Operating Temperature Range	-70 – 125 °C[-94 – 257 °F]
Environmental Ambient Temperature (Max)	125 °C[257 °F]

Mechanical Attachment

Product Mounting Feature Type	Mounting Brackets
Product Mount Type	Panel & Printed Circuit Board

Electrical Characteristics

Coil Resistance	500 Ω
Contact Current Rating	5 A
Coil Voltage Rating	28 VDC

Operation/Application

Vibration Resistance	30G's, 70 – 3000Hz
Shock Resistance	200G's, 6ms
Current Type	DC
Coil Magnetic System	Polarized, Monostable



Product Type Features

Relay & Contactor Type	General Purpose Power Relay
------------------------	-----------------------------

Configuration Features

Contact Arrangement	2 Form C DPDT-CO
---------------------	------------------

Body Features

Enclosure Type	Hermetically Sealed
----------------	---------------------

Termination Features

Main Termination & Connection Type	Solder Pins
------------------------------------	-------------

Coil Termination & Connection Type	Solder Pins
------------------------------------	-------------

Other

EU RoHS Compliance	Not Compliant
--------------------	---------------

EU ELV Compliance	Not Compliant
-------------------	---------------

Product Compliance

[For compliance documentation, visit the product page on TE.com>](#)

EU RoHS Directive 2011/65/EU	Not Compliant
------------------------------	---------------

EU ELV Directive 2000/53/EC	Not Compliant
-----------------------------	---------------

China RoHS 2 Directive MIIT Order No 32, 2016	Restricted Materials Above Threshold
---	--------------------------------------

EU REACH Regulation (EC) No. 1907/2006	Current ECHA Candidate List: JUNE 2024 (241) Candidate List Declared Against: JUL 2021 (219) Does not contain REACH SVHC
--	--

Halogen Content	Low Halogen - Br, Cl, F, I < 900 ppm per homogenous material. Also BFR/CFR/PVC Free
-----------------	---

Solder Process Capability	Not lead free process capable
---------------------------	-------------------------------

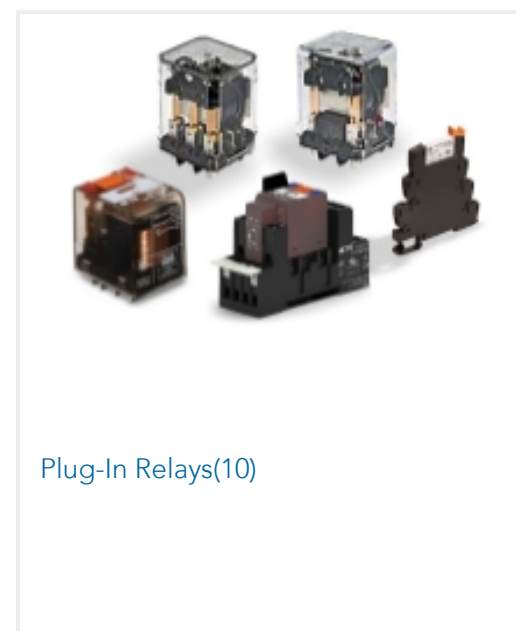
Product Compliance Disclaimer

This information is provided based on reasonable inquiry of our suppliers and represents our current actual knowledge based on the information they provided. This information is subject to change. The part numbers that TE has identified as EU RoHS compliant have a maximum concentration of 0.1% by weight in homogenous materials for lead, hexavalent chromium, mercury, PBB, PBDE, DBP, BBP, DEHP, DIBP, and 0.01% for cadmium, or qualify for an exemption to these limits as defined in the Annexes of Directive 2011/65/EU (RoHS2). Finished electrical and electronic equipment products will be CE marked as required by Directive 2011/65/EU. Components may not be CE marked. Additionally, the part numbers that TE has identified as EU ELV compliant have a maximum concentration of 0.1% by weight in homogenous materials for lead, hexavalent chromium, and mercury, and 0.01% for cadmium, or qualify for an exemption to these limits as defined in the Annexes of Directive 2000/53/EC (ELV). Regarding the REACH Regulation, the information TE provides on SVHC in articles for this part number is based on the latest European Chemicals Agency (ECHA) 'Guidance on requirements for substances in articles' posted at this URL: <https://echa.europa.eu/guidance-documents/guidance-on-reach>

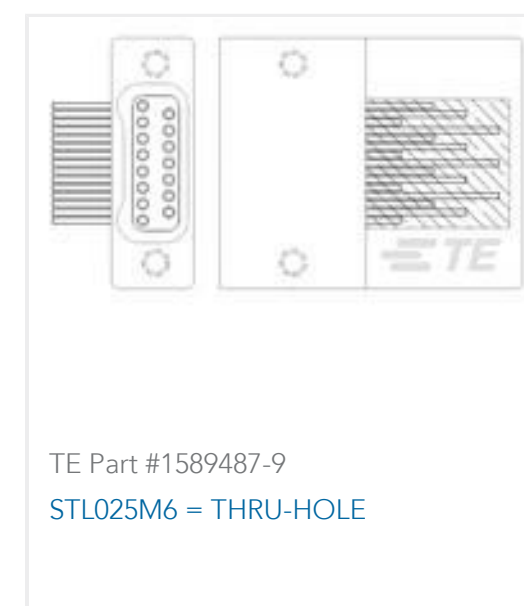
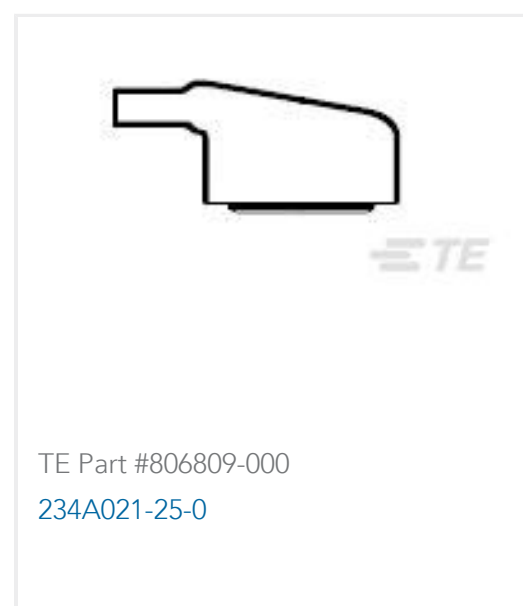
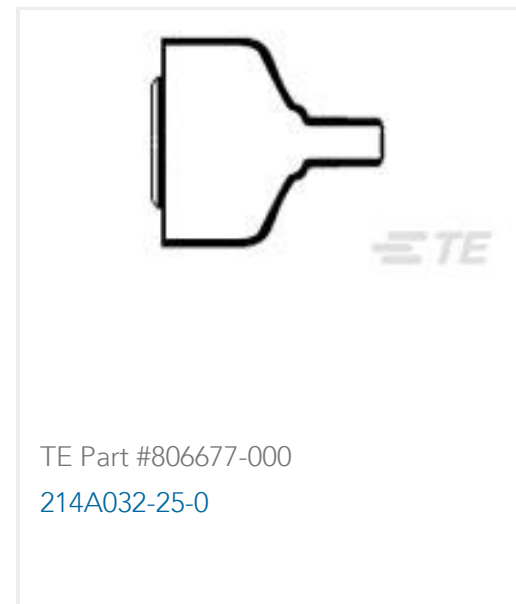
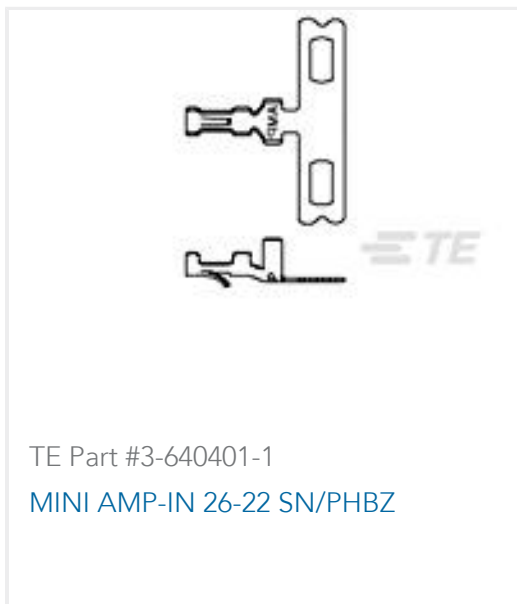
Compatible Parts

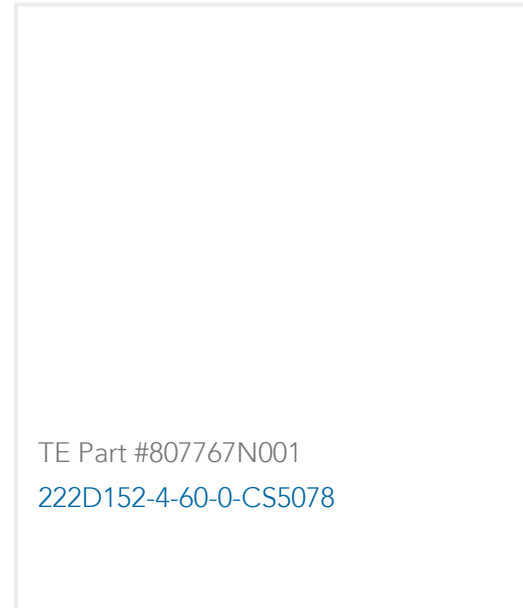


Also in the Series | CII FCB-205 Series



Customers Also Bought





Documents

Product Drawings

[FCB-205-0127M=M83536/1-027M](#)

English

CAD Files

[3D PDF](#)

3D

Customer View Model

[ENG_CVM_CVM_3-1617758-7_A.2d_dxf.zip](#)

English

Customer View Model

[ENG_CVM_CVM_3-1617758-7_A.3d_igs.zip](#)

English

Customer View Model

[ENG_CVM_CVM_3-1617758-7_A.3d_stp.zip](#)

English

By downloading the CAD file I accept and agree to the [Terms and Conditions](#) of use.

Datasheets & Catalog Pages

[5-1773450-5_sec5_FCB-205](#)

English