

# 524-AG10D-ES × OBSOLETE

TE Internal #: 3-1437536-9

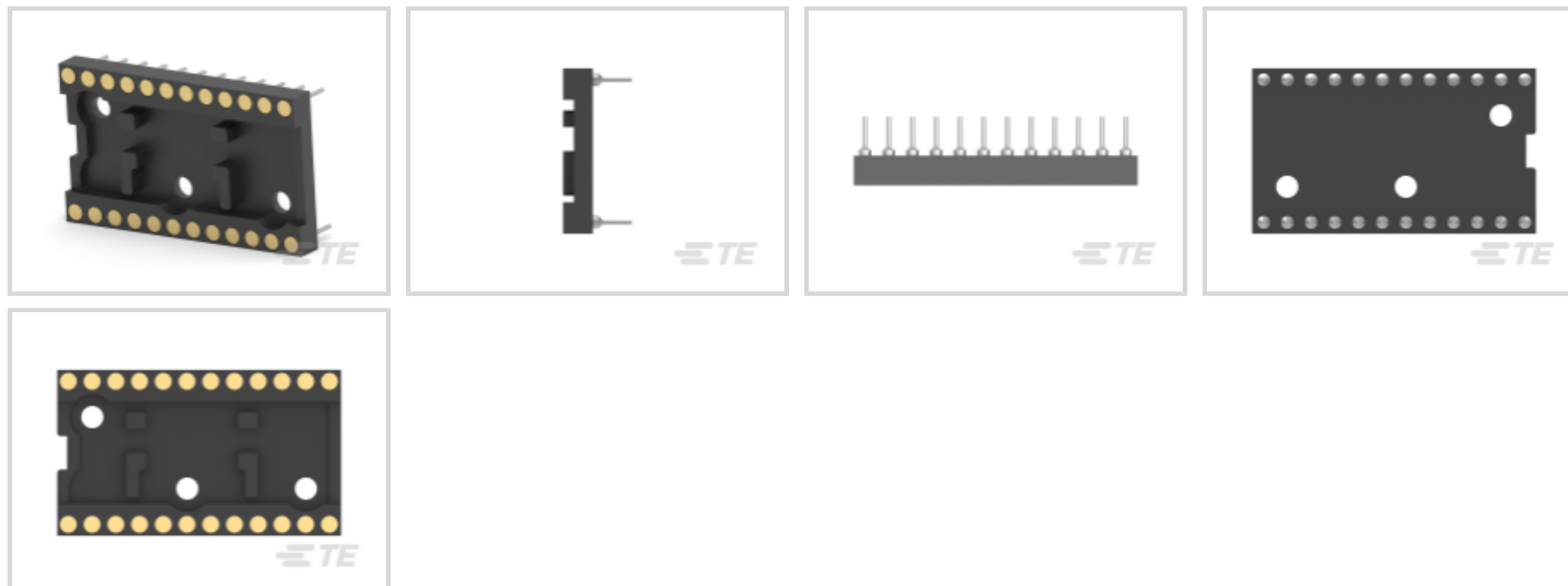
TE Internal Description: 524-AG10D-ES=SOCKET ASSY.

DIP Socket: Standard, Stamped & Formed, Closed, Gold

[View on TE.com >](#)



Connectors > Socket Connectors > IC Sockets > DIP Sockets > DIP Socket: Standard, Stamped & Formed, Closed, Gold



Contact Fabrication: **Stamped & Formed**

Number of Positions: **24**

Connector Profile: **Standard**

Row-to-Row Spacing: **15.24 mm [ .6 in ]**

Contact Mating Area Plating Material: **Gold (Au)**

[All DIP Socket: Standard, Stamped & Formed, Closed, Gold \(0\)](#)

## Features

### Product Type Features

Connector & Contact Terminates To	Printed Circuit Board
-----------------------------------	-----------------------

### Configuration Features

PCB Mount Orientation	Vertical
-----------------------	----------

Number of Rows	2
----------------	---

Number of Positions	24
---------------------	----

### Electrical Characteristics

Contact Resistance	10 mΩ
--------------------	-------

Insulation Resistance	5000 MΩ
-----------------------	---------

### Body Features

Sleeve Plating Material	Tin/Lead
-------------------------	----------

Frame Style	Closed
-------------	--------

Sleeve Material	Brass/Copper
-----------------	--------------

Connector Profile	Standard
-------------------	----------

### Contact Features

Mating Contact Type	Four-Fingered
Contact Base Material	Beryllium Copper
IC Socket Type	DIP
PCB Contact Termination Area Plating Material	Gold
Contact Type	Pin
Contact Fabrication	Stamped & Formed
Contact Mating Area Plating Material	Gold (Au)
Contact Mating Area Plating Material Thickness	.63 $\mu\text{m}$ [25 $\mu\text{in}$ ]
Contact Current Rating (Max)	3 A

### Termination Features

Termination Method to PCB	Through Hole - Solder
Termination Post & Tail Length	3.18 mm[.125 in]

### Mechanical Attachment

Connector Mounting Type	Board Mount
Mating Alignment Type	Polarization
Mating Alignment	With

### Housing Features

Housing Material	Polyester
Centerline (Pitch)	2.54 mm[.1 in]

### Dimensions

Product Length	30.48 mm[1.2 in]
Profile Height from PCB	4.57 mm[.18 in]
Row-to-Row Spacing	15.24 mm[.6 in]

### Operation/Application

Circuit Application	Signal
---------------------	--------

### Industry Standards

UL Flammability Rating	UL 94V-0
------------------------	----------

### Packaging Features

Packaging Method	Box & Tube, Tube
Packaging Quantity	20

## Product Compliance



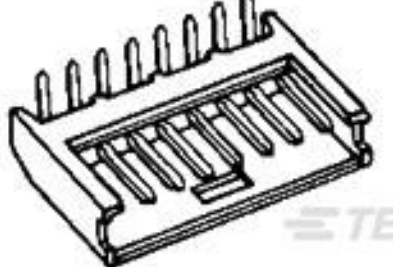
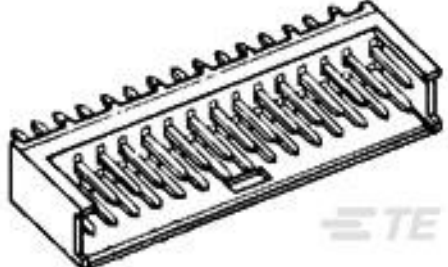
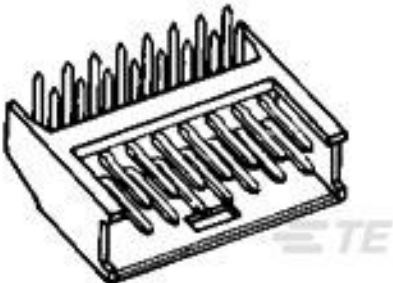
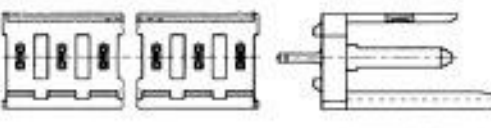
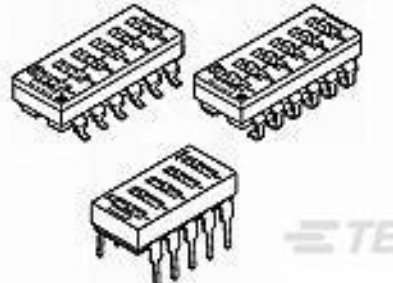

For compliance documentation, visit the product page on TE.com>

EU RoHS Directive 2011/65/EU	Not Compliant
EU ELV Directive 2000/53/EC	Not Compliant
China RoHS 2 Directive MIIT Order No 32, 2016	Restricted Materials Above Threshold
EU REACH Regulation (EC) No. 1907/2006	Current ECHA Candidate List: JUNE 2025 (250) Candidate List Declared Against: JAN 2020 (205) Does not contain REACH SVHC
Halogen Content	Not Low Halogen - contains Br or Cl > 900 ppm.
Solder Process Capability	Wave solder capable to 265°C

### Product Compliance Disclaimer

This information is provided based on reasonable inquiry of our suppliers and represents our current actual knowledge based on the information they provided. This information is subject to change. The part numbers that TE has identified as EU RoHS compliant have a maximum concentration of 0.1% by weight in homogenous materials for lead, hexavalent chromium, mercury, PBB, PBDE, DBP, BBP, DEHP, DIBP, and 0.01% for cadmium, or qualify for an exemption to these limits as defined in the Annexes of Directive 2011/65/EU (RoHS2). Finished electrical and electronic equipment products will be CE marked as required by Directive 2011/65/EU. Components may not be CE marked. Additionally, the part numbers that TE has identified as EU ELV compliant have a maximum concentration of 0.1% by weight in homogenous materials for lead, hexavalent chromium, and mercury, and 0.01% for cadmium, or qualify for an exemption to these limits as defined in the Annexes of Directive 2000/53/EC (ELV). Regarding the REACH Regulation, the information TE provides on SVHC in articles for this part number is based on the latest European Chemicals Agency (ECHA) 'Guidance on requirements for substances in articles' posted at this URL: <https://echa.europa.eu/guidance-documents/guidance-on-reach>

## Customers Also Bought

 <p>TE Part #CAT-HST-GPO135 GPO-135 Heat Shrink Tubing</p>	 <p>TE Part #5-103168-6 16 MODII HDR DRST SHRD .100CL</p>	 <p>TE Part #280380-1 8P AMPMODU II SHRD HDR, RT ANG, TIN</p>	 <p>TE Part #280384-1 2X4P AMPMODU II SHRD HDR, ST, TIN</p>
 <p>TE Part #280390-1 2X8P MODU II SHRD HDR, RT ANG, TIN</p>	 <p>TE Part #280611-1 6P MOD 1 SHROUDED HEADER, ST, TIN PLTD</p>	 <p>TE Part #1825360-5 ADE08A04=8 POS DIP SWITCH</p>	 <p>TE Part #CAT-D625-80007 DIP Socket: Standard, Stamped &amp; Formed, Open, Gold</p>



## Documents

### Product Drawings

[524-AG10D-ES=SOCKET ASSY.](#)

English

---

### CAD Files

[3D PDF](#)

3D

Customer View Model

[ENG\\_CVM\\_CVM\\_3-1437536-9\\_C.2d\\_dxf.zip](#)

English

Customer View Model

[ENG\\_CVM\\_CVM\\_3-1437536-9\\_C.3d\\_igs.zip](#)

English

Customer View Model

[ENG\\_CVM\\_CVM\\_3-1437536-9\\_C.3d\\_stp.zip](#)

English

By downloading the CAD file I accept and agree to the [Terms and Conditions](#) of use.

---

### Datasheets & Catalog Pages

[DIP Sockets Quick Reference Guide \(EN\)](#)

English