

3-1415535-7 ✓ ACTIVE

SCHRACK | SCHRACK Miniature PCB Relay REL

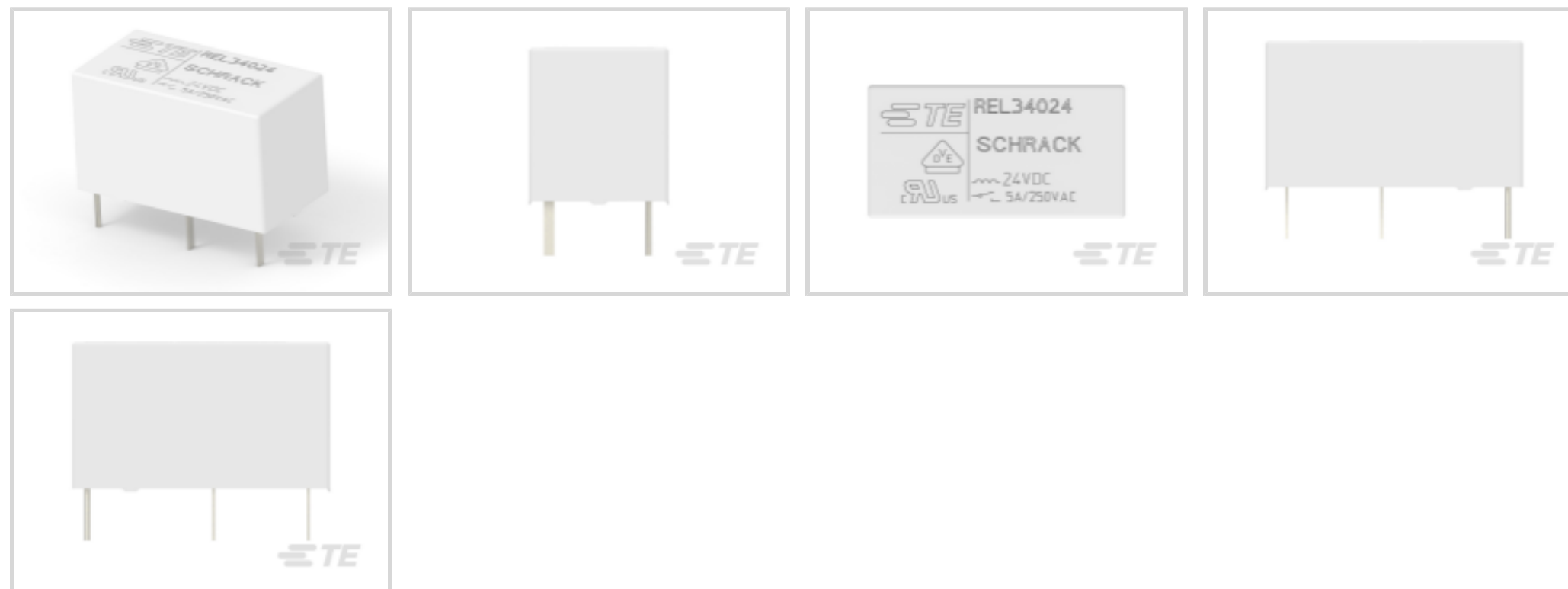
TE Internal #: 3-1415535-7

General Purpose Power Relay, DC, Monostable, 1 Form A SPST-NO, 5 A Contact Rating, 24 VDC Coil Voltage, SCHRACK Miniature PCB Relay REL

[View on TE.com >](#)



Relays & Contactors > Electromechanical Relays



Relay & Contactor Type: **General Purpose Power Relay**

Coil Magnetic System: **Monostable**

Contact Arrangement: **1 Form A SPST-NO**

Current Type: **DC**

Contact Current Rating: **5 A**

## Features

### Product Type Features

Relay & Contactor Type	General Purpose Power Relay
------------------------	-----------------------------

### Configuration Features

Contact Number of Poles	1
Coil Special Features	UL Coil Insulation Class F
Contact Arrangement	1 Form A SPST-NO

### Electrical Characteristics

Contact Limiting Short-Time Current	5 A
Contact Limiting Making Current	5 A
Contact Limiting Continuous Current	5 A
Contact Limiting Breaking Current	5 A
Insulation Initial Dielectric Between Open Contacts	1000 Vrms
Contact Switching Voltage (Max)	400 VAC
Contact Switching Load (Min)	10mA @ 12V
Coil Resistance	1600 $\Omega$



Insulation Initial Resistance	10000 MΩ
Contact Current Rating	5 A
Coil Voltage Rating	24 VDC
Contact Voltage Rating	250 VAC
Coil Power Rating DC	.36 W
Insulation Initial Dielectric Between Contacts & Coil	3000 Vrms

### Body Features

	.1764 oz
Enclosure Type	Flux Resistant Automatic Solder Capable

### Contact Features

Contact Material	AgNi90/10
------------------	-----------

### Termination Features

Main Termination & Connection Type	Solder Pins
Coil Termination & Connection Type	Solder Pins

### Mechanical Attachment

Product Mount Type	Board Mount
--------------------	-------------

### Dimensions

Insulation Clearance Between Contact & Coil	4 mm[.157 in]
Insulation Creepage Between Contact & Coil	4 mm[.157 in]
Product Width	10.7 mm[.421 in]
Product Length	20.7 mm[.815 in]
Product Height	12 mm[.472 in]

### Usage Conditions

Operating Temperature Range	-40 – 85 °C[-40 – 185 °F]
Environmental Category of Protection	RTII
Environmental Ambient Temperature (Max)	85 °C[185 °F]

### Operation/Application

Solder Process	Reflow Solder Capable
Coil Magnetic System	Monostable
Current Type	DC

### Packaging Features

Packaging Method	Box & Tube, Carton
------------------	--------------------

## Other

Coil Power Rating Class	>.3 – ≤.6 W
Contact Current Class	>2 – ≤5 A
Height Class (Mechanical)	>11 – ≤14 mm[>.433 – ≤.551 in]
Length Class (Mechanical)	>16 – ≤22 mm[>.63 – ≤.866 in]
Width Class (Mechanical)	>7 – ≤11 mm[>.276 – ≤.433 in]

## Product Compliance

[For compliance documentation, visit the product page on TE.com>](#)

EU RoHS Directive 2011/65/EU	Compliant
EU ELV Directive 2000/53/EC	Compliant
China RoHS 2 Directive MIIT Order No 32, 2016	有害物质含量符合标准要求 No Restricted Substance(s) Above Threshold
EU REACH Regulation (EC) No. 1907/2006	Current ECHA Candidate List: JUNE 2025 (250) Candidate List Declared Against: JUNE 2025 (250) Does not contain REACH SVHC
Halogen Content	Not Low Halogen - contains Br or Cl > 900 ppm.
Solder Process Capability	Wave solder capable to 265°C

### Product Compliance Disclaimer

This information is provided based on reasonable inquiry of our suppliers and represents our current actual knowledge based on the information they provided. This information is subject to change. The part numbers that TE has identified as EU RoHS compliant have a maximum concentration of 0.1% by weight in homogenous materials for lead, hexavalent chromium, mercury, PBB, PBDE, DBP, BBP, DEHP, DIBP, and 0.01% for cadmium, or qualify for an exemption to these limits as defined in the Annexes of Directive 2011/65/EU (RoHS2). Finished electrical and electronic equipment products will be CE marked as required by Directive 2011/65/EU. Components may not be CE marked. Additionally, the part numbers that TE has identified as EU ELV compliant have a maximum concentration of 0.1% by weight in homogenous materials for lead, hexavalent chromium, and mercury, and 0.01% for cadmium, or qualify for an exemption to these limits as defined in the Annexes of Directive 2000/53/EC (ELV). Regarding the REACH Regulation, the information TE provides on SVHC in articles for this part number is based on the latest European Chemicals Agency (ECHA) 'Guidance on requirements for substances in articles' posted at this URL: <https://echa.europa.eu/guidance-documents/guidance-on-reach>

## Compatible Parts



TE Part # 3-1415535-6  
REL34012

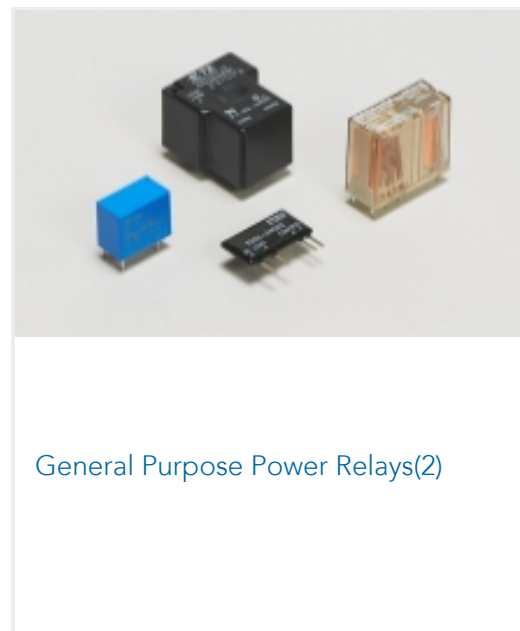


TE Part # 3-1415535-8  
REL34048

### Also in the Series | SCHRACK Miniature PCB Relay REL



DC Relays(2)



General Purpose Power Relays(2)



PCB Relays(2)

### Customers Also Bought




TE Part #816973-SF  
RT8532-6-6M0



TE Part #NB10026001  
ATUM-24/6-0-40MM



TE Part #292227-6  
1.5 MINI CT SGL H SMT W BOSS 6



TE Part #1-776228-1  
23POS,PIN DIA 1.3,HDR ASSY,  
180DEG,COD 1



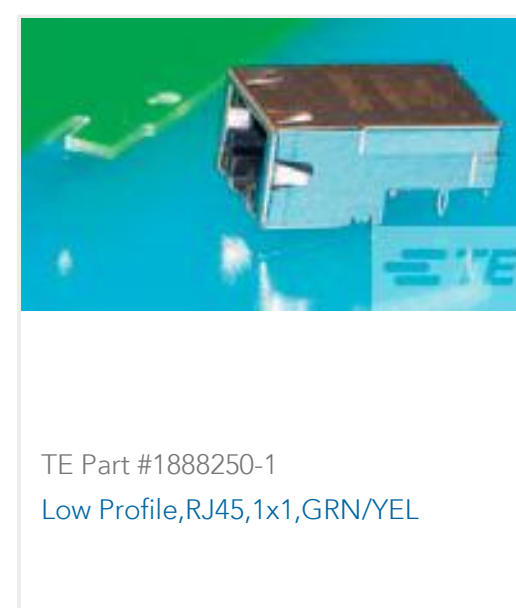
TE Part #5-1393224-5  
RY212012



TE Part #2-1393225-1  
RY611024



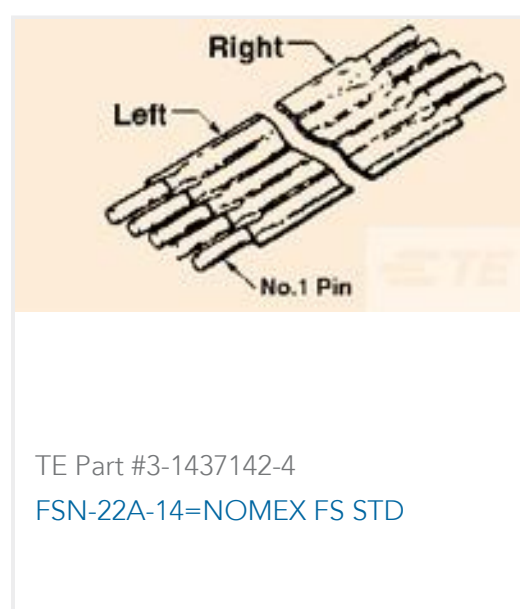
TE Part #2-1879441-9  
TE 50W 220R 5% Bracket



TE Part #1888250-1  
Low Profile,RJ45,1x1,GRN/YEL



TE Part #2176640-7  
3627C 453226 10UH 10%



TE Part #3-1437142-4  
FSN-22A-14=NOMEX FS STD



## Documents

### CAD Files

Customer View Model

[ENG\\_CVM\\_CVM\\_3-1415535-7\\_D2.3d\\_igs.zip](#)

English

Customer View Model

[ENG\\_CVM\\_CVM\\_3-1415535-7\\_D2.3d\\_stp.zip](#)

English

Customer View Model

[ENG\\_CVM\\_CVM\\_3-1415535-7\\_D2.2d\\_dxf.zip](#)

English

### 3D PDF

3D

By downloading the CAD file I accept and agree to the [Terms and Conditions](#) of use.

### Datasheets & Catalog Pages

[Miniature PCB Relay REL](#)

English

### Product Specifications

[Definitions General Purpose Relays](#)

English

### Agency Approvals

[VDE Certificate](#)

English