

RTE24048F ✓ ACTIVE

SCHRACK | SCHRACK Power PCB Relay RT2

TE Internal #: 3-1393237-4

General Purpose Power Relay, DC, Monostable, 2 Form C DPDT-CO, 8 A Contact Rating, 48 VDC Coil Voltage, SCHRACK Power PCB Relay RT2

[View on TE.com >](#)



Relays & Contactors > Electromechanical Relays



Relay & Contactor Type: **General Purpose Power Relay**

Current Type: **DC**

Coil Magnetic System: **Monostable**

Contact Arrangement: **2 Form C DPDT-CO**

Contact Current Rating: **8 A**

Features

Contact Features

Contact Material	AgNi90/10
------------------	-----------

Dimensions

Insulation Clearance Between Contact & Coil	10 mm[.394 in]
Insulation Creepage Between Contact & Coil	10 mm[.394 in]
Product Width	12.7 mm[.5 in]
Product Length	29 mm[1.14 in]
Product Height	15.7 mm[.618 in]

Packaging Features

Packaging Method	Tube, Carton
------------------	--------------

Other

Coil Power Rating Class	.4 – .5 W
Contact Current Class	16 A
Height Class (Mechanical)	15 – 16 mm
Length Class (Mechanical)	25 – 30 mm
Width Class (Mechanical)	12 – 16 mm
EU RoHS Compliance	Compliant
EU ELV Compliance	Compliant

Usage Conditions



Operating Temperature Range	-40 – 85 °C[-40 – 185 °F]
Environmental Category of Protection	RTIII
Environmental Ambient Temperature (Max)	85 °C[185 °F]

Body Features

Product Weight	13 g[.459 oz]
Enclosure Type	Flux Resistant Automatic Soldering & Washable

Electrical Characteristics

Contact Limiting Making Current	15 A
Contact Limiting Continuous Current	8 A
Contact Limiting Breaking Current	8 A
Insulation Initial Dielectric Between Open Contacts	1000 Vrms
Insulation Initial Dielectric Between Adjacent Contacts	2500 Vrms
Contact Switching Voltage (Max)	400 VAC
Coil Resistance	5520 Ω
Contact Current Rating	8 A
Coil Voltage Rating	48 VDC
Contact Voltage Rating	250 VAC
Coil Power Rating DC	.417 W
Insulation Initial Dielectric Between Contacts & Coil	5000 Vrms

Configuration Features

Contact Number of Poles	2
Coil Special Features	UL Coil Insulation Class F
Contact Arrangement	2 Form C DPDT-CO

Operation/Application

Solder Process	Wave Solder
Current Type	DC
Coil Magnetic System	Monostable

Product Type Features

Relay & Contactor Type	General Purpose Power Relay
------------------------	-----------------------------

Termination Features

Main Termination & Connection Type	Solder Pins
------------------------------------	-------------



Coil Termination & Connection Type

Solder Pins

Mechanical Attachment

Product Mount Type

Board Mount

Product Compliance

[For compliance documentation, visit the product page on TE.com>](#)

EU RoHS Directive 2011/65/EU

Compliant

EU ELV Directive 2000/53/EC

Compliant

China RoHS 2 Directive MIIT Order No 32, 2016

No Restricted Materials Above Threshold

EU REACH Regulation (EC) No. 1907/2006

Current ECHA Candidate List: JUNE 2024 (241)
Candidate List Declared Against: JUNE 2024 (241)
Does not contain REACH SVHC

Halogen Content

Not Low Halogen - contains Br or Cl > 900 ppm.


Solder Process Capability

Wave solder capable to 260°C

Product Compliance Disclaimer

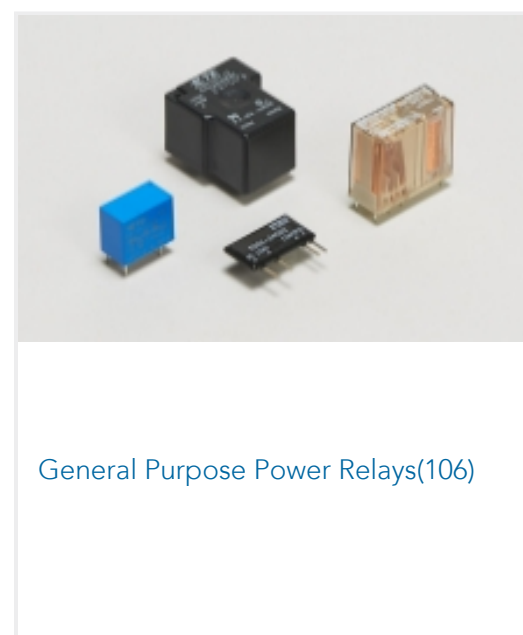
This information is provided based on reasonable inquiry of our suppliers and represents our current actual knowledge based on the information they provided. This information is subject to change. The part numbers that TE has identified as EU RoHS compliant have a maximum concentration of 0.1% by weight in homogenous materials for lead, hexavalent chromium, mercury, PBB, PBDE, DBP, BBP, DEHP, DIBP, and 0.01% for cadmium, or qualify for an exemption to these limits as defined in the Annexes of Directive 2011/65/EU (RoHS2). Finished electrical and electronic equipment products will be CE marked as required by Directive 2011/65/EU. Components may not be CE marked. Additionally, the part numbers that TE has identified as EU ELV compliant have a maximum concentration of 0.1% by weight in homogenous materials for lead, hexavalent chromium, and mercury, and 0.01% for cadmium, or qualify for an exemption to these limits as defined in the Annexes of Directive 2000/53/EC (ELV). Regarding the REACH Regulation, the information TE provides on SVHC in articles for this part number is based on the latest European Chemicals Agency (ECHA) 'Guidance on requirements for substances in articles' posted at this URL: <https://echa.europa.eu/guidance-documents/guidance-on-reach>

Compatible Parts

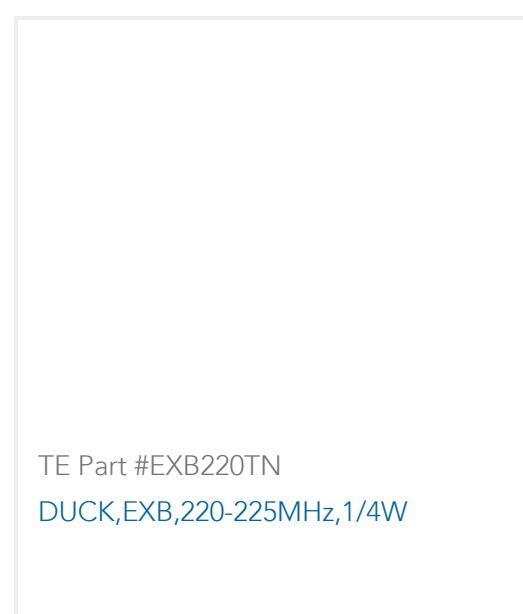


TE Part # 1649329-7
[RTE24048](#)

Also in the Series | [SCHRACK Power PCB Relay RT2](#)



Customers Also Bought



Documents

CAD Files

Customer View Model

[ENG_CVM_CVM_3-1393237-4_E.3d_igs.zip](#)

English

Customer View Model

[ENG_CVM_CVM_3-1393237-4_E.3d_stp.zip](#)

English

Customer View Model

[ENG_CVM_CVM_3-1393237-4_E.2d_dxf.zip](#)



English

[3D PDF](#)

3D

By downloading the CAD file I accept and agree to the [Terms and Conditions](#) of use.

Datasheets & Catalog Pages

[Power PCB Relay RT1 Potter & Brumfield](#)

English

Product Specifications

[Definitions General Purpose Relays](#)

English

Agency Approvals

[VDE Certificate](#)

English