

3-1393236-9 ✓ ACTIVE

SCHRACK | SCHRACK Slimline PCB Relay SNR

TE Internal #: 3-1393236-9

General Purpose Power Relay, DC, Monostable, 1 Form C SPDT-CO, 6 A Contact Rating, 48 VDC Coil Voltage, SCHRACK Slimline PCB Relay SNR

[View on TE.com >](#)



Relays & Contactors > Electromechanical Relays > SCHRACK SNR Slimline Relay Package



Relay & Contactor Type: **General Purpose Power Relay**

Current Type: **DC**

Coil Magnetic System: **Monostable**

Contact Arrangement: **1 Form C SPDT-CO**

Contact Current Rating: **6 A**

[All SCHRACK SNR Slimline Relay Package \(41\)](#)

Features

Contact Features

Contact Material	AgNi90/10
------------------	-----------

Dimensions

Insulation Creepage Between Contact & Coil	8 mm[.315 in]
Product Width	5 mm[.196 in]
Product Length	28 mm[1.1 in]
Product Height	15 mm[.59 in]

Packaging Features

Packaging Method	Tube, Box & Tube
------------------	------------------

Other

Coil Power Rating Class	.2 – .3 W
Contact Current Class	16 A
Environmental Ambient Temperature Class	70 – 85 °C
Length Class (Mechanical)	25 – 30 mm
Width Class (Mechanical)	0 – 6 mm
EU RoHS Compliance	Compliant
EU ELV Compliance	Compliant

Usage Conditions

Environmental Category of Protection	RTIII
Environmental Ambient Temperature (Max)	85 °C[185 °F]

Body Features

Product Weight	6 g[.2116 oz]
Enclosure Type	Flux Resistant Automatic Soldering & Washable

Electrical Characteristics

Contact Limiting Short-Time Current	6 A
Contact Limiting Making Current	10 A
Contact Limiting Continuous Current	10 A
Contact Limiting Breaking Current	6 A
Contact Switching Voltage (Max)	400 VAC
Contact Switching Load (Min)	100mA @ 12V
Coil Resistance	10600 Ω
Contact Current Rating	6 A
Coil Voltage Rating	48 VDC
Contact Voltage Rating	250 VAC
Coil Power Rating DC	.217 W
Insulation Initial Dielectric Between Contacts & Coil	1000 Vrms

Configuration Features

Contact Number of Poles	1
Coil Special Features	UL Coil Insulation Class F
Contact Arrangement	1 Form C SPDT-CO

Operation/Application

Solder Process	Wave Solder
Current Type	DC
Coil Magnetic System	Monostable

Product Type Features

Relay & Contactor Type	General Purpose Power Relay
------------------------	-----------------------------

Termination Features

Main Termination & Connection Type	Solder Pins
------------------------------------	-------------



Coil Termination & Connection Type

Solder Pins

Mechanical Attachment

Product Mount Type

Board Mount

Product Compliance

[For compliance documentation, visit the product page on TE.com>](#)

EU RoHS Directive 2011/65/EU

Compliant

EU ELV Directive 2000/53/EC

Compliant

China RoHS 2 Directive MIIT Order No 32, 2016

No Restricted Materials Above Threshold

EU REACH Regulation (EC) No. 1907/2006

Current ECHA Candidate List: JUNE 2024 (241)
Candidate List Declared Against: JUNE 2024 (241)
Does not contain REACH SVHC

Halogen Content

Not Low Halogen - contains Br or Cl > 900 ppm.

Solder Process Capability

Wave solder capable to 260°C

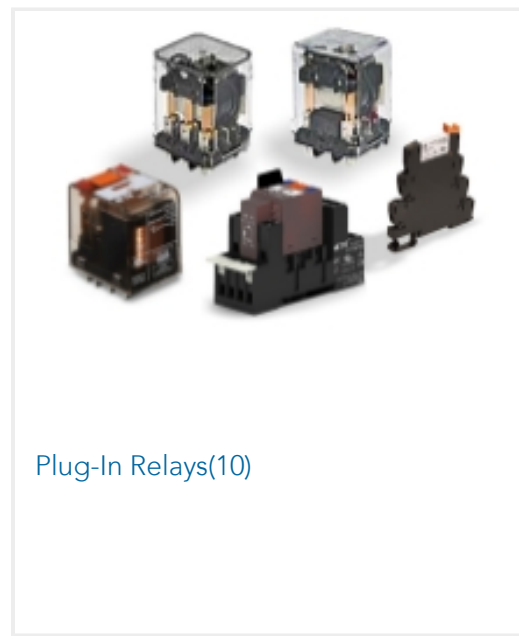
Product Compliance Disclaimer

This information is provided based on reasonable inquiry of our suppliers and represents our current actual knowledge based on the information they provided. This information is subject to change. The part numbers that TE has identified as EU RoHS compliant have a maximum concentration of 0.1% by weight in homogenous materials for lead, hexavalent chromium, mercury, PBB, PBDE, DBP, BBP, DEHP, DIBP, and 0.01% for cadmium, or qualify for an exemption to these limits as defined in the Annexes of Directive 2011/65/EU (RoHS2). Finished electrical and electronic equipment products will be CE marked as required by Directive 2011/65/EU. Components may not be CE marked. Additionally, the part numbers that TE has identified as EU ELV compliant have a maximum concentration of 0.1% by weight in homogenous materials for lead, hexavalent chromium, and mercury, and 0.01% for cadmium, or qualify for an exemption to these limits as defined in the Annexes of Directive 2000/53/EC (ELV). Regarding the REACH Regulation, the information TE provides on SVHC in articles for this part number is based on the latest European Chemicals Agency (ECHA) 'Guidance on requirements for substances in articles' posted at this URL: <https://echa.europa.eu/guidance-documents/guidance-on-reach>

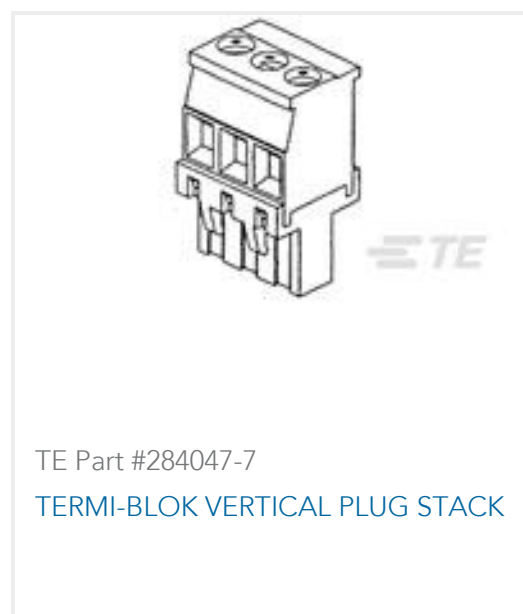

Compatible Parts



Also in the Series | **SCHRACK Slimline PCB Relay SNR**



Customers Also Bought



Documents

[CAD Files](#)

[3D PDF](#)

[3D](#)

[Customer View Model](#)

[ENG_CVM_CVM_3-1393236-9_B.2d_dxf.zip](#)

English

[Customer View Model](#)

[ENG_CVM_CVM_3-1393236-9_B.3d_igs.zip](#)



English

Customer View Model

[ENG_CVM_CVM_3-1393236-9_B.3d_stp.zip](#)

English

By downloading the CAD file I accept and agree to the [Terms and Conditions](#) of use.

Datasheets & Catalog Pages

[Slim PCB Relay SNR](#)

English

Product Specifications

[Definitions General Purpose Relays](#)

English

Agency Approvals

[VDE Certificate](#)

English