

3-100669-0 ✓ ACTIVE

Z-PACK | Z-PACK 2mm HM

TE Internal #: 3-100669-0


Hard Metric Backplane PCB Mount Header, ≤ 1 Gb/s, 25 Column, 7 Row, Mezzanine, 175 Position, 2 mm [.078 in] Centerline, Vertical, Gray, Z-PACK 2mm HM

[View on TE.com >](#)



[Connectors >](#) [PCB Connectors >](#) [Backplane Connectors >](#) [Hard Metric Backplane Connectors >](#)

Hard Metric Male Connector: Traditional Backplane, Mezzanine, 2mm



PCB Connector Assembly Type: **PCB Mount Header**

Data Rate: ≤ 1 Gb/s

Number of Columns: **25**

Number of Rows: **7**

Backplane Architecture: **Mezzanine**

[All Hard Metric Male Connector: Traditional Backplane, Mezzanine, 2mm \(124\)](#)

Features

Mechanical Attachment

Connector Mounting Type	Board Mount
-------------------------	-------------

Industry Standards

UL Flammability Rating	UL 94V-0
------------------------	----------

Contact Features

Contact Underplating Material	Nickel
Contact Base Material	Phosphor Bronze
CompactPCI Designation	None
Contact Mating Area Plating Material	Gold
Contact Mating Area Plating Material Thickness	.76 μm [30 μin]
Contact Current Rating (Max)	1.5 A

Housing Features



Housing Material	Glass-Filled Polyester
------------------	------------------------

Centerline (Pitch)	2 mm [.078 in]
--------------------	----------------

Product Type Features

Connector & Contact Terminates To	Printed Circuit Board
-----------------------------------	-----------------------

Connector System	Board-to-Board
------------------	----------------

PCB Connector Assembly Type	PCB Mount Header
-----------------------------	------------------

Sealable	No
----------	----

Signal Characteristics

Data Rate	≤1 Gb/s
-----------	---------

Configuration Features

Number of Columns	25
-------------------	----

Number of Rows	7
----------------	---

Backplane Architecture	Mezzanine
------------------------	-----------

Number of Positions	175
---------------------	-----

PCB Mount Orientation	Vertical
-----------------------	----------

Body Features

Primary Product Color	Gray
-----------------------	------

Usage Conditions

Operating Temperature Range	-55 – 125 °C [-67 – 257 °F]
-----------------------------	-----------------------------

Operation/Application

Circuit Application	Signal
---------------------	--------

Packaging Features

Packaging Method	Tube
------------------	------

Other

EU RoHS Compliance	Not Compliant
--------------------	---------------

EU ELV Compliance	Compliant with Exemptions
-------------------	---------------------------

Product Compliance

For compliance documentation, visit the product page on [TE.com](https://www.te.com)>

EU RoHS Directive 2011/65/EU	Not Compliant
------------------------------	---------------

EU ELV Directive 2000/53/EC	Compliant with Exemptions
-----------------------------	---------------------------

China RoHS 2 Directive MIIT Order No 32, 2016	Restricted Materials Above Threshold
---	--------------------------------------



EU REACH Regulation (EC) No. 1907/2006

Current ECHA Candidate List: JUNE 2024 (241)

Candidate List Declared Against: JUNE 2024 (241)

SVHC > Threshold:

Pb (13% in Component Part)

Article Safe Usage Statements:

Do not eat, drink or smoke when using this product. Wash thoroughly after handling. Recycle if possible and dispose of the article by following all applicable governmental regulations relevant to your geographic location.

Halogen Content

Not Low Halogen - contains Br or Cl > 900 ppm.


Solder Process Capability

Not applicable for solder process capability


Product Compliance Disclaimer

This information is provided based on reasonable inquiry of our suppliers and represents our current actual knowledge based on the information they provided. This information is subject to change. The part numbers that TE has identified as EU RoHS compliant have a maximum concentration of 0.1% by weight in homogenous materials for lead, hexavalent chromium, mercury, PBB, PBDE, DBP, BBP, DEHP, DIBP, and 0.01% for cadmium, or qualify for an exemption to these limits as defined in the Annexes of Directive 2011/65/EU (RoHS2). Finished electrical and electronic equipment products will be CE marked as required by Directive 2011/65/EU. Components may not be CE marked. Additionally, the part numbers that TE has identified as EU ELV compliant have a maximum concentration of 0.1% by weight in homogenous materials for lead, hexavalent chromium, and mercury, and 0.01% for cadmium, or qualify for an exemption to these limits as defined in the Annexes of Directive 2000/53/EC (ELV). Regarding the REACH Regulation, the information TE provides on SVHC in articles for this part number is based on the latest European Chemicals Agency (ECHA) 'Guidance on requirements for substances in articles' posted at this URL: <https://echa.europa.eu/guidance-documents/guidance-on-reach>

Also in the Series | Z-PACK 2mm HM



Backplane Connector Housings(4)



Backplane Power Connectors(1)




Connector Caps & Covers(62)



Connector Contacts(2)



Insertion & Extraction Tools(2)

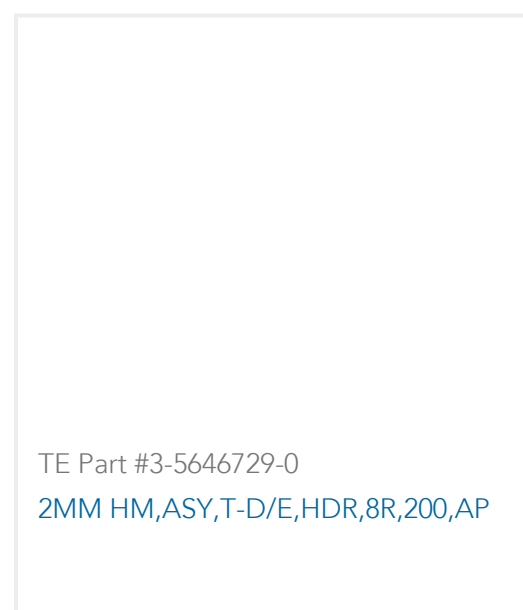
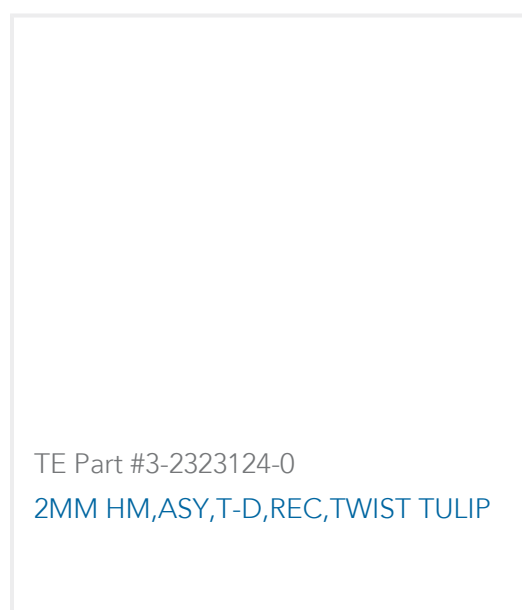
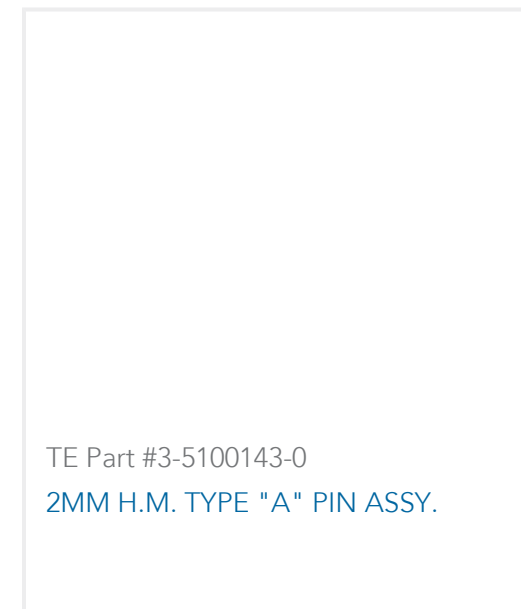
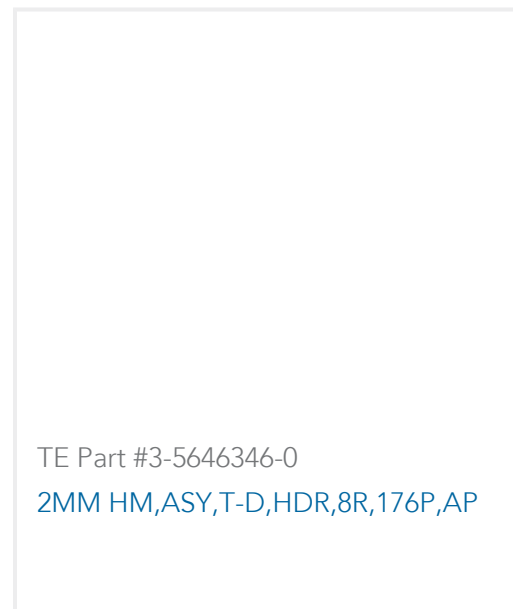
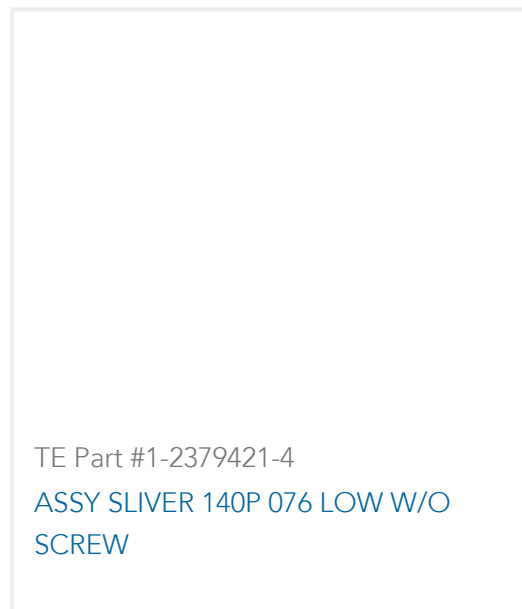
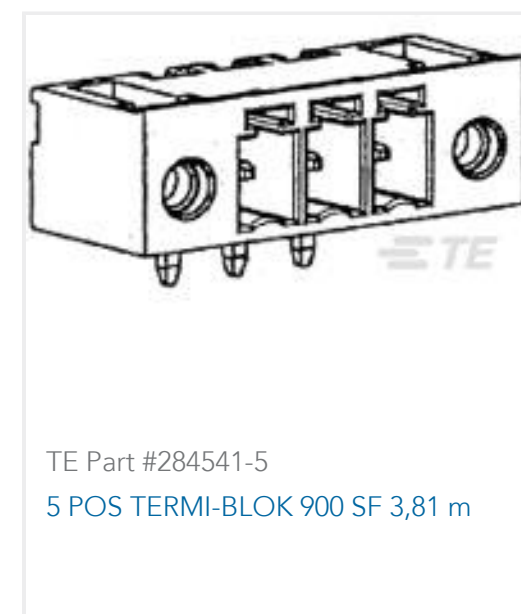

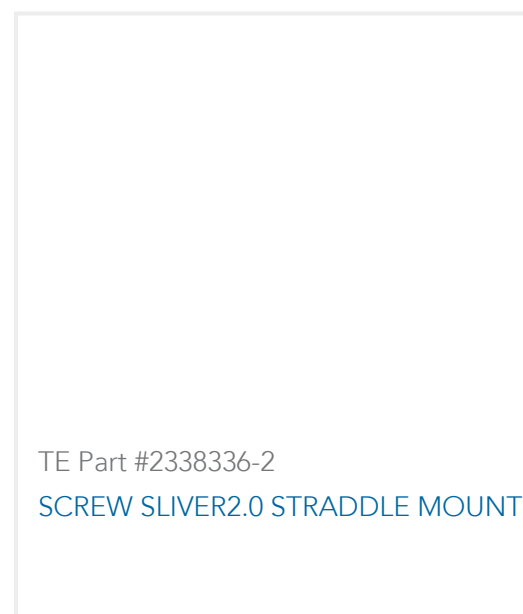


PCB Headers & Receptacles(46)



Power Contacts(2)

Customers Also Bought



Documents

Product Drawings

2MM HM TYPE B PIN ASSEMBLY

English

CAD Files

Customer View Model

[ENG_CVM_CVM_3-100669-0_K.2d_dxf.zip](#)

English

3D PDF

3D

Customer View Model

[ENG_CVM_CVM_3-100669-0_K.3d_igs.zip](#)

English

Customer View Model

[ENG_CVM_CVM_3-100669-0_K.3d_stp.zip](#)

English

By downloading the CAD file I accept and agree to the [Terms and Conditions](#) of use.

Product Specifications



Application Specification

English