

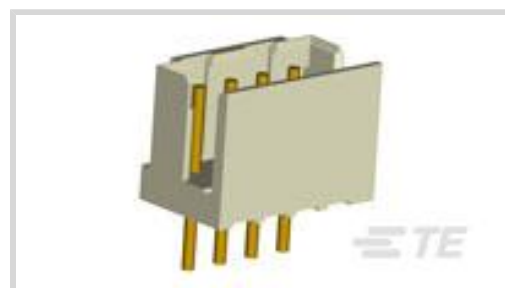
AMP CT

TE Internal #: 292251-8

PCB Mount Header, Vertical, Wire-to-Board, 8 Position, 2 mm [.079 in] Centerline, Partially Shrouded, Tin, Through Hole - Solder, AMP CT

[View on TE.com >](#)


Connectors > PCB Connectors > PCB Headers & Receptacles > CT 2mm Post Header Asmbly: Box V DIP



PCB Connector Assembly Type: **PCB Mount Header**

PCB Mount Orientation: **Vertical**

Connector System: **Wire-to-Board**

Number of Positions: **8**

Number of Rows: **1**

[All CT 2mm Post Header Asmbly: Box V DIP \(81\)](#)

Features

Electrical Characteristics

Operating Voltage	125 VDC
-------------------	---------

Dimensions

Connector Width	5.8 mm[.228 in]
PCB Thickness (Recommended)	.8 mm[.031 – .063 in]
Connector Height	6.8 mm[.267 in]
Connector Length	17.8 mm[.701 in]

Packaging Features

Packaging Quantity	500
Packaging Method	Box, Bag

Operation/Application

Assembly Process Feature	Pick and Place Cover
Circuit Application	Power & Signal

Mechanical Attachment

Mating Retention Type	Detent Window
Mating Retention	Without
Mating Alignment Type	Polarization



PCB Mount Retention Type	Boardlock
PCB Mount Alignment Type	Locating Posts
PCB Mount Retention	With
PCB Mount Alignment	With
Connector Mounting Type	Board Mount
Mating Alignment	With

Termination Features

Termination Post & Tail Diameter	.6 mm[.024 in]
Termination Post & Tail Length	3.2 mm[.126 in]
Termination Method to PCB	Through Hole - Solder

Contact Features

Mating Pin Diameter	.6 mm[.024 in]
Contact Mating Area Plating Material Thickness	1 μm[39.37 μin]
PCB Contact Termination Area Plating Material Thickness	1 μm[39.37 μin]
Contact Shape & Form	Round
Contact Layout	Inline
Contact Mating Area Length	4.2 mm[.165 in]
Contact Base Material	Brass
PCB Contact Termination Area Plating Material	Tin
Contact Mating Area Plating Material Finish	Matte
Contact Mating Area Plating Material	Tin
Contact Type	Pin
Contact Current Rating (Max)	4 A

Housing Features

Housing Material	Nylon 66
Centerline (Pitch)	2 mm[.079 in]

Product Type Features

PCB Connector Assembly Type	PCB Mount Header
Connector System	Wire-to-Board
Header Type	Partially Shrouded
Sealable	No
Connector & Contact Terminates To	Printed Circuit Board



Configuration Features

PCB Mount Orientation	Vertical
Number of Positions	8
Number of Rows	1

Body Features

Primary Product Color	Natural
-----------------------	---------

Usage Conditions

Operating Temperature Range	-40 – 105 °C[-40 – 221 °F]
-----------------------------	----------------------------

Industry Standards

UL Flammability Rating	UL 94V-0
------------------------	----------

Other

EU RoHS Compliance	Compliant
EU ELV Compliance	Compliant

Product Compliance

[For compliance documentation, visit the product page on TE.com>](#)

EU RoHS Directive 2011/65/EU	Compliant
EU ELV Directive 2000/53/EC	Compliant
China RoHS 2 Directive MIIT Order No 32, 2016	No Restricted Materials Above Threshold
EU REACH Regulation (EC) No. 1907/2006	Current ECHA Candidate List: JUNE 2024 (241) Candidate List Declared Against: JUNE 2024 (241) Does not contain REACH SVHC
Halogen Content	Low Halogen - Br, Cl, F, I < 900 ppm per homogenous material. Also BFR/CFR/PVC Free
Solder Process Capability	Wave solder capable to 265°C

Product Compliance Disclaimer

This information is provided based on reasonable inquiry of our suppliers and represents our current actual knowledge based on the information they provided. This information is subject to change. The part numbers that TE has identified as EU RoHS compliant have a maximum concentration of 0.1% by weight in homogenous materials for lead, hexavalent chromium, mercury, PBB, PBDE, DBP, BBP, DEHP, DIBP, and 0.01% for cadmium, or qualify for an exemption to these limits as defined in the Annexes of Directive 2011/65/EU (RoHS2). Finished electrical and electronic equipment products will be CE marked as required by Directive 2011/65/EU. Components may not be CE marked. Additionally, the part numbers that TE has identified as EU ELV compliant have a maximum concentration of 0.1% by weight in homogenous materials for lead, hexavalent chromium, and mercury, and 0.01% for cadmium, or qualify for an exemption to these limits as defined in the Annexes of Directive 2000/53/EC (ELV). Regarding the REACH Regulation, the information TE provides on SVHC in articles for this part number is based on the latest European Chemicals Agency (ECHA) 'Guidance on



requirements for substances in articles' posted at this URL: <https://echa.europa.eu/guidance-documents/guidance-on-reach>

Compatible Parts



TE Part # 353918-1
CT 1.5MM REC CONT CRIMP TYPE



TE Part # 173977-8
CT CONN MT REC ASSY 8P


Also in the Series | AMP CT




Connector Contacts(8)




Connector Hardware(46)



PCB Headers & Receptacles(756)



Wire-to-Board Connector Assemblies & Housings(255)



Wire-to-Board Headers & Receptacles (756)


Customers Also Bought



TE Part #292207-4
MINI CT SGL DIP V 4P NAT



TE Part #4-292208-0
MINI CT D/R DIP 40P V NAT



TE Part #CAT-3983178-PHBXVD
CT 2mm Post Header Asmbly: Box V DIP



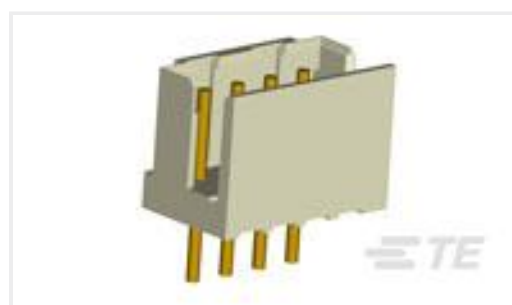
TE Part #1-292230-1
1.5 MINI CT SGL V SMT W/BOSS 1 DIP



TE Part #1-292207-2
MINI CT SGL DIP V 12P NAT



TE Part #3-292208-6
MINI CT D/R DIP 36P V NAT



TE Part #1-292251-1
CT P/HDR BOX V 11P POL NAT



TE Part #292206-6
MINI CT SGL DIP H 6P NAT



TE Part #292228-8
1.5 MINI CT SGL H SMT W/O BOSS

Documents

Product Drawings

[CT P/HDR BOX V 8P POL NAT](#)

English

CAD Files

[3D PDF](#)

English

Customer View Model

[ENG_CVM_292251-8_B.3d_igs.zip](#)

English

Customer View Model

[ENG_CVM_292251-8_B.3d_stp.zip](#)

English

Customer View Model

[ENG_CVM_292251-8_B.2d_dxf.zip](#)

English

By downloading the CAD file I accept and agree to the [Terms and Conditions](#) of use.

Product Specifications

[Workmanship Specification](#)

English