

2842132-4 ✓ ACTIVE

AMPMODU | AMPMODU 2 mm

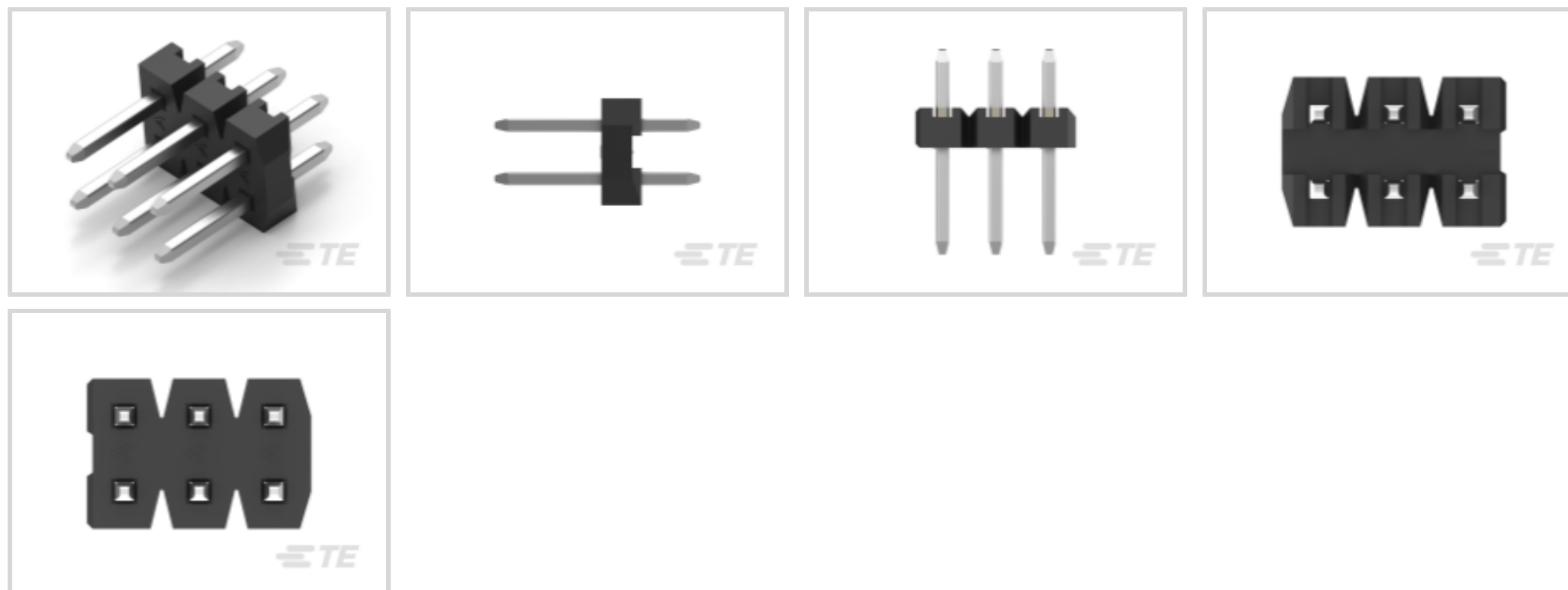
TE Internal #: 2842132-4

PCB Mount Header, Vertical, Board-to-Board, 8 Position, 2 mm [.079 in] Centerline, Breakaway, Gold, Through Hole - Solder, Signal, Black, AMPMODU 2 mm

[View on TE.com >](#)



Connectors > PCB Connectors > PCB Headers & Receptacles



PCB Connector Assembly Type: **PCB Mount Header**

PCB Mount Orientation: **Vertical**

Connector System: **Board-to-Board**

Number of Positions: **8**

Number of Rows: **2**

## Features

### Electrical Characteristics

Operating Voltage	125 VAC
Dielectric Withstanding Voltage (Max)	500 VAC

### Dimensions

Row-to-Row Spacing	2 mm[.079 in]
Connector Width	4 mm[.157 in]
PCB Thickness (Recommended)	1.6 mm[.063 in]
Connector Length	8 mm[.315 in]

### Industry Standards

Compatible With Agency/Standards Products	UL
UL Rating	Recognized
Compatible With Approved Standards Products	UL E28476
UL Flammability Rating	UL 94V-0

### Usage Conditions

Housing Temperature Rating	High
----------------------------	------



Operating Temperature Range	-40 – 125 °C[-40 – 257 °F]
-----------------------------	----------------------------

### Body Features

Assembly Process Feature Material	Thermoplastic
Connector Profile	Standard
Primary Product Color	Black

### Operation/Application

Assembly Process Feature	Pick and Place Cover, Plastic Cap
Circuit Application	Signal

### Termination Features

Termination Post & Tail Length	2.8 mm[.11 in]
Square Termination Post & Tail Dimension	.5 mm[.02 in]
Termination Method to PCB	Through Hole - Solder

### Contact Features

Contact Underplating Material	Nickel
Contact Underplating Material Thickness	.5 μm[19.69 μin]
PCB Contact Termination Area Plating Material Finish	Bright
Contact Mating Area Plating Material Thickness	.76 μm[29.92 μin]
Mating Square Post Dimension	.5 mm[.02 in]
PCB Contact Termination Area Plating Material Thickness	2 μm[78.74 μin]
Contact Shape & Form	Square
Contact Layout	Inline
Contact Mating Area Length	4 mm[.157 in]
Contact Base Material	Brass
PCB Contact Termination Area Plating Material	Tin
Contact Mating Area Plating Material	Gold
Contact Type	Pin
Contact Current Rating (Max)	2 A

### Housing Features

Housing Material	PA9T GF
Centerline (Pitch)	2 mm[.079 in]

### Configuration Features

Stackable	No
-----------	----



PCB Mount Orientation	Vertical
-----------------------	----------

Number of Positions	8
---------------------	---

Number of Rows	2
----------------	---

### Product Type Features

PCB Connector Assembly Type	PCB Mount Header
-----------------------------	------------------

Connector System	Board-to-Board
------------------	----------------

Header Type	Breakaway
-------------	-----------

Connector & Contact Terminates To	Printed Circuit Board
-----------------------------------	-----------------------

### Packaging Features

Packaging Method	Tube
------------------	------

### Other

EU RoHS Compliance	Compliant
--------------------	-----------

EU ELV Compliance	Compliant
-------------------	-----------

### Product Compliance

[For compliance documentation, visit the product page on TE.com>](#)

EU RoHS Directive 2011/65/EU	Compliant
------------------------------	-----------

EU ELV Directive 2000/53/EC	Compliant
-----------------------------	-----------

China RoHS 2 Directive MIIT Order No 32, 2016	No Restricted Materials Above Threshold
---	---

EU REACH Regulation (EC) No. 1907/2006	Current ECHA Candidate List: JUNE 2024 (241) Candidate List Declared Against: JUNE 2024 (241) Does not contain REACH SVHC
--	---


Halogen Content	Not Low Halogen - contains Br or Cl > 900 ppm.
-----------------	--

Solder Process Capability	Reflow solder capable to 260°C
---------------------------	--------------------------------


#### Product Compliance Disclaimer

This information is provided based on reasonable inquiry of our suppliers and represents our current actual knowledge based on the information they provided. This information is subject to change. The part numbers that TE has identified as EU RoHS compliant have a maximum concentration of 0.1% by weight in homogenous materials for lead, hexavalent chromium, mercury, PBB, PBDE, DBP, BBP, DEHP, DIBP, and 0.01% for cadmium, or qualify for an exemption to these limits as defined in the Annexes of Directive 2011/65/EU (RoHS2). Finished electrical and electronic equipment products will be CE marked as required by Directive 2011/65/EU. Components may not be CE marked. Additionally, the part numbers that TE has identified as EU ELV compliant have a maximum concentration of 0.1% by weight in homogenous materials for lead, hexavalent chromium, and mercury, and 0.01% for cadmium, or qualify for an exemption to these limits as defined in the Annexes of Directive 2000/53/EC (ELV). Regarding the REACH Regulation, the information TE provides on SVHC in articles for this part number is based on the latest European Chemicals Agency (ECHA) 'Guidance on requirements for substances in articles' posted at this URL: <https://echa.europa.eu/guidance-documents/guidance-on-reach>


## Compatible Parts




TE Part # 2307722-8  
8P,2MM,B-B,REC,DRHZ,2.8,0.76AU,TB



TE Part # 2314822-8  
8P,2MM,B-B,REC,DRVVT,2.7,0.76AU,TB




TE Part # 2314814-8  
8P,2MM,B-B,REC,DRVVT,2.0,0.76AU,TB,  
W/CAP



TE Part # 2314918-8  
8P,2MM,B-B,REC,DRHZ,2.1,0.76AU,TB




TE Part # 2314846-8  
8P,2MM,BB,REC,DRVVT,SMD,AU.76,TB,  
W/CP




TE Part # 2307721-8  
8P,2MM,B-B,REC,DRHZ,2.1,0.76AU,TR



TE Part # 2307787-8  
8P,2MM,B-B,REC,DRVVT,3.2,0.76AU,  
TUBE




TE Part # 2307785-8  
8P,2MM,B-B,REC,DRVVT,2.0,0.76AU,TR,  
W/CAP



TE Part # 2307723-8  
8P,2MM,B-B,REC,DRHZ,3.4,0.76AU,  
TUBE



TE Part # 2307819-8  
8P,2MM,BB,REC,DRVVT,SMD,AU.76,TR,  
W/CP



TE Part # 2314926-8  
8P,2MM,B-B,REC,DRHZ,2.8,0.76AU,TR



TE Part # 2307786-8  
8P,2MM,B-B,REC,DRVVT,2.7,0.76AU,TR,  
W/CAP



TE Part # 2316108-8  
8P,2MM,REC,HSG,DR,CRIMP,PLAIN,  
BOX



TE Part # 2314826-8  
8P,2MM,B-B,REC,DRVVT,2.7,0.76AU,TB,  
W/CAP




TE Part # 2314942-8  
8P,2MM,B-B,REC,DRHZ,SMD,0.76AU,  
TB



TE Part # 2307731-8  
8P,2MM,B-B,REC,DRHZ,SMD,0.76AU,  
TR


Also in the Series | [AMPMODU 2 mm](#)




Board-to-Board Headers & Receptacles(8161)




Connector Contacts(27)



PCB Headers & Receptacles(8190)



Wire-to-Board Connector Assemblies & Housings(202)



Wire-to-Board Headers & Receptacles (1037)

## Customers Also Bought



TE Part #114017-ZZ  
SEALING PLUG, SIZE 12/16, WHT



TE Part #CAT-AM71-CH8172  
AMP SUPERSEAL 1.5MM, CONNECTOR HOUSING



TE Part #DT04-2P  
REC, 2P, GRY, N



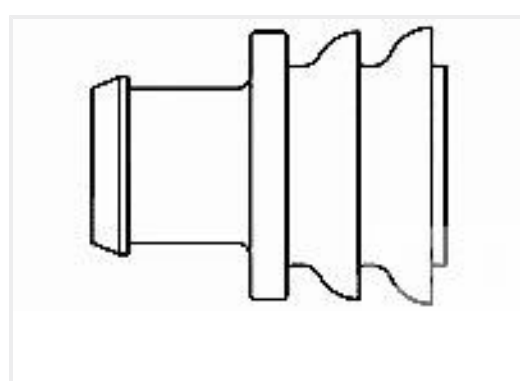
TE Part #DT06-2S  
PLG, 2P, GRY, N



TE Part #CAT-D487-W416  
WedgeLocks: DEUTSCH DT



TE Part #CAT-D48-ST273  
DEUTSCH Solid Contacts



TE Part #281934-2  
SINGLE WIRE SEAL

## Documents

[CAD Files](#)

[3D PDF](#)

[3D](#)

[Customer View Model](#)

[ENG\\_CVM\\_CVM\\_2842132-4\\_A.2d\\_dxf.zip](#)

English

[Customer View Model](#)

[ENG\\_CVM\\_CVM\\_2842132-4\\_A.3d\\_igs.zip](#)

2842132-4

PCB Mount Header, Vertical, Board-to-Board, 8 Position, 2 mm [.079 in] Centerline, Breakaway, Gold, Through Hole - Solder, Signal, Black, AMPMODU 2 mm



English

**Customer View Model**

[ENG\\_CVM\\_CVM\\_2842132-4\\_A.3d\\_stp.zip](#)

English

By downloading the CAD file I accept and agree to the [Terms and Conditions](#) of use.

**Product Specifications**

[Application Specification](#)

English