

2322950-6 ✓ ACTIVE

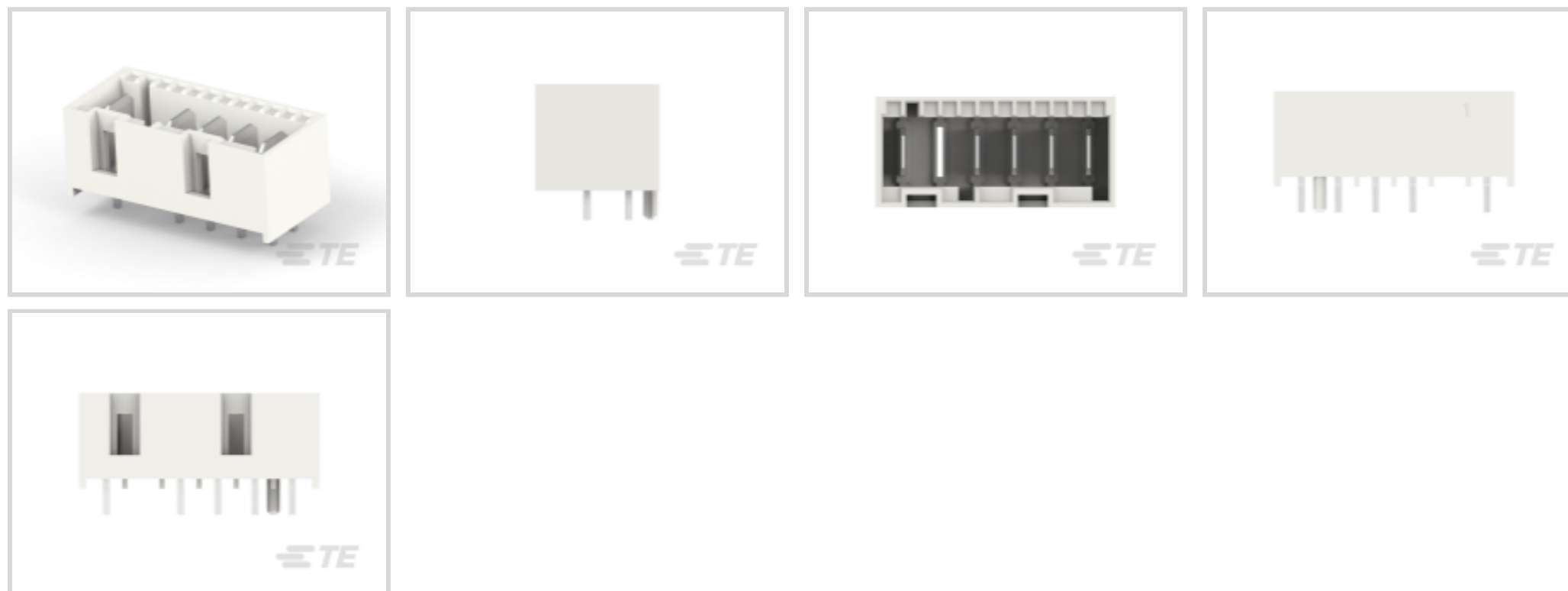
TE Internal #: 2322950-6

PCB Mount Header, Vertical, Wire-to-Board, 6 Position, 5 mm [.197 in] Centerline, Fully Shrouded, Tin, Through Hole - Solder, Power, Natural

[View on TE.com >](#)



Connectors > PCB Connectors > PCB Headers & Receptacles



PCB Connector Assembly Type: **PCB Mount Header**

PCB Mount Orientation: **Vertical**

Connector System: **Wire-to-Board**

Number of Positions: **6**

Number of Rows: **1**

Features

Electrical Characteristics

Operating Voltage	250 VAC
-------------------	---------

Dimensions

Connector Width	14.9 mm[.58 in]
PCB Thickness (Recommended)	1.5 mm[.06 in]
Connector Height	12.8 mm[.503 in]
Connector Length	32.3 mm[1.27 in]

Packaging Features

Packaging Quantity	120
Packaging Method	Loose Piece

Industry Standards

Compatible With Agency/Standards Products	UL
UL Flammability Rating	UL 94V-0

Mechanical Attachment

Mating Retention Type	Latch
-----------------------	-------



Mating Retention	With
Mating Alignment Type	Keyed, Polarization
PCB Mount Alignment Type	Polarizing Pegs
PCB Mount Retention	Without
PCB Mount Alignment	With
Connector Mounting Type	Board Mount
Mating Alignment	With

Termination Features

Termination Post & Tail Length	3.5 mm[.138 in]
Square Termination Post & Tail Dimension	.8 mm[.032 in]
Termination Method to PCB	Through Hole - Solder

Contact Features

Contact Underplating Material	Nickel
Contact Underplating Material Thickness	1.27 μm [50 μin]
PCB Contact Termination Area Plating Material Finish	Matte
Contact Mating Area Plating Material Thickness	2 μm [78.74 μin]
Mating Tab Width	6.3 mm[.248 in]
PCB Contact Termination Area Plating Material Thickness	2 μm [78.74 μin]
Contact Shape & Form	Rectangular
Contact Layout	Inline
Contact Mating Area Length	8.5 mm[.33 in]
Contact Base Material	Brass
Mating Tab Thickness	.8 mm[.032 in]
PCB Contact Termination Area Plating Material	Tin
Contact Mating Area Plating Material Finish	Matte
Contact Mating Area Plating Material	Tin
Contact Type	Tab
Contact Current Rating (Max)	16 A

Housing Features

Housing Material	Nylon
Centerline (Pitch)	5 mm[.197 in]

Configuration Features

Number of Columns	6
-------------------	---



PCB Mount Orientation	Vertical
Number of Positions	6
Number of Rows	1

Product Type Features

PCB Connector Assembly Type	PCB Mount Header
Connector System	Wire-to-Board
Header Type	Fully Shrouded
Sealable	No
Connector & Contact Terminates To	Printed Circuit Board

Body Features

Primary Product Color	Natural
-----------------------	---------

Usage Conditions

Operating Temperature Range	-40 – 120 °C[-40 – 248 °F]
-----------------------------	----------------------------

Operation/Application

Circuit Application	Power
---------------------	-------

Other

EU RoHS Compliance	Compliant
EU ELV Compliance	Compliant

Product Compliance

[For compliance documentation, visit the product page on TE.com>](#)

EU RoHS Directive 2011/65/EU	Compliant
EU ELV Directive 2000/53/EC	Compliant
China RoHS 2 Directive MIIT Order No 32, 2016	No Restricted Materials Above Threshold
EU REACH Regulation (EC) No. 1907/2006	Current ECHA Candidate List: JUNE 2024 (241) Candidate List Declared Against: JUNE 2024 (241) Does not contain REACH SVHC
Halogen Content	Not Low Halogen - contains Br or Cl > 900 ppm.
Solder Process Capability	Not reviewed for solder process capability

Product Compliance Disclaimer

This information is provided based on reasonable inquiry of our suppliers and represents our current actual knowledge based on the information they provided. This information is subject to change. The part numbers that TE has identified as EU RoHS compliant have a maximum concentration of 0.1% by weight in homogenous materials for lead, hexavalent chromium, mercury, PBB, PBDE, DBP, BBP, DEHP, DIBP, and 0.01% for cadmium, or qualify for an exemption to these limits as defined in the Annexes of Directive 2011/65/EU (RoHS2). Finished electrical and electronic equipment products will be CE marked as required by Directive 2011/65/EU. Components may not be CE marked. Additionally, the part numbers that TE has identified as EU ELV compliant have a maximum concentration of 0.1% by weight in homogenous materials for lead, hexavalent chromium, and mercury, and 0.01% for cadmium, or qualify for an exemption to these limits as defined in the Annexes of Directive 2000/53/EC (ELV). Regarding the REACH Regulation, the information TE provides on SVHC in articles for this part number is based on the latest European Chemicals Agency (ECHA) 'Guidance on requirements for substances in articles' posted at this URL: <https://echa.europa.eu/guidance-documents/guidance-on-reach>


Compatible Parts



Customers Also Bought




TE Part #2309279-8
08P EP SHRD HDR ASY, NO 7 PIN,
WHITE



TE Part #4-1123724-3
3.96EP HDR ASSY 3(5)P RED



TE Part #2-1971845-4
4P, RAST 5 Tab Header, THV



TE Part #1-1877285-7
07P EP SHRD HDR ASMY, WHITE, NO
PIN 6



TE Part #4-440052-5
2.5MM, HDR, 5POS, VERTICAL,
CONNECTOR



TE Part #1744429-8
3.96 EP HDR ASSY 8P W/PEGS, GW



TE Part #2-1717011-4
EP CONN. HDR ASSY 4/5P NATURAL
(NO.3 POST)



TE Part #2322950-4
4P, RAST 5 TAB HEADER SELEC, THV,
OPP



TE Part #2309279-3
03P EP SHRD HDR ASY, NO 2 PIN,
WHITE



TE Part #7-103639-1
22 MTE HDR SRST LATCH .100CL

Documents

CAD Files

3D PDF

3D

Customer View Model

[ENG_CVM_CVM_2322950-6_B.2d_dxf.zip](#)

English

Customer View Model

[ENG_CVM_CVM_2322950-6_B.3d_igs.zip](#)

English

Customer View Model

[ENG_CVM_CVM_2322950-6_B.3d_stp.zip](#)

English

By downloading the CAD file I accept and agree to the [Terms and Conditions](#) of use.

Datasheets & Catalog Pages

RAST Connector System Catalog

English

Product Specifications

2322950-6

PCB Mount Header, Vertical, Wire-to-Board, 6 Position, 5 mm [.197 in] Centerline,
Fully Shrouded, Tin, Through Hole - Solder, Power, Natural



Product Specification

English