

2316952-8 ✓ ACTIVE

Economy Power

TE Internal #: 2316952-8

PCB Mount Header, Vertical, Wire-to-Board, 8 Position, 3.96 mm [.156 in] Centerline, Partially Shrouded, Tin, Through Hole - Solder, Economy Power

[View on TE.com >](#)



Connectors > PCB Connectors > PCB Headers & Receptacles



PCB Connector Assembly Type: **PCB Mount Header**

PCB Mount Orientation: **Vertical**

Connector System: **Wire-to-Board**

Number of Positions: **8**

Number of Rows: **1**

Features

Electrical Characteristics

Operating Voltage	250 VDC
-------------------	---------

Dimensions

Connector Width	8.5 mm[.334 in]
PCB Thickness (Recommended)	1.6 mm[.063 in]
Connector Height	9.2 mm[.36 in]
Connector Length	31.62 mm[1.24 in]

Other

Position Locations Omitted	2, 4, 6, 7
Number of Blocked Positions	4
EU RoHS Compliance	Compliant
EU ELV Compliance	Compliant

Packaging Features

Packaging Quantity	1000
Packaging Method	Bag



Industry Standards

Glow Wire Rating	Standard Part - Not Glow Wire
UL Flammability Rating	UL 94V-0

Usage Conditions

Operating Temperature (Max)	105 °C[221 °F]
Operating Temperature Range	-30 – 105 °C[-22 – 221 °F]

Body Features

Connector Profile	Low
Primary Product Color	Natural

Mechanical Attachment

Mating Retention Type	Locking Tab
Mating Retention	With
Mating Alignment Type	Polarization
PCB Mount Retention	Without
PCB Mount Alignment	Without
Connector Mounting Type	Board Mount
Mating Alignment	With

Termination Features

Termination Post & Tail Length	3.7 mm[.146 in]
Square Termination Post & Tail Dimension	1.14 mm[.045 in]
Termination Method to PCB	Through Hole - Solder

Contact Features

Contact Underplating Material	Nickel
Contact Underplating Material Thickness	.8 – 1.8 µm[31.5 – 70.86 µin]
Contact Size	1.14mm
Contact Mating Area Plating Material Thickness	1 µm[39.37 µin]
Contact Shape & Form	Square
PCB Contact Termination Area Plating Material Thickness	1 µm[39.37 µin]
Contact Layout	Inline
Contact Base Material	Brass
PCB Contact Termination Area Plating Material	Tin
Contact Mating Area Plating Material	Tin



Contact Type	Tab
Contact Current Rating (Max)	8 A

Housing Features

Housing Material	PBT
Centerline (Pitch)	3.96 mm [.156 in]

Configuration Features

Number of Loaded Positions	4
Number of Power Positions	8
PCB Mount Orientation	Vertical
Number of Positions	8
Number of Rows	1

Product Type Features

Connector Shape	Rectangular
PCB Connector Assembly Type	PCB Mount Header
Connector System	Wire-to-Board
Header Type	Partially Shrouded
Sealable	No
Connector & Contact Terminates To	Printed Circuit Board

Operation/Application

Circuit Application	Power
---------------------	-------

Product Compliance

[For compliance documentation, visit the product page on TE.com>](#)

EU RoHS Directive 2011/65/EU	Compliant
EU ELV Directive 2000/53/EC	Compliant
China RoHS 2 Directive MIIT Order No 32, 2016	No Restricted Materials Above Threshold
EU REACH Regulation (EC) No. 1907/2006	Current ECHA Candidate List: JUNE 2024 (241) Candidate List Declared Against: JUNE 2024 (241) Does not contain REACH SVHC
Halogen Content	Not Low Halogen - contains Br or Cl > 900 ppm.
Solder Process Capability	Not reviewed for solder process capability

Product Compliance Disclaimer

This information is provided based on reasonable inquiry of our suppliers and represents our current actual knowledge based on the information they provided. This information is subject to change. The part numbers that TE has identified as EU RoHS compliant have a maximum concentration of 0.1% by weight in homogenous materials for lead, hexavalent chromium, mercury, PBB, PBDE, DBP, BBP, DEHP, DIBP, and 0.01% for cadmium, or qualify for an exemption to these limits as defined in the Annexes of Directive 2011/65/EU (RoHS2). Finished electrical and electronic equipment products will be CE marked as required by Directive 2011/65/EU. Components may not be CE marked. Additionally, the part numbers that TE has identified as EU ELV compliant have a maximum concentration of 0.1% by weight in homogenous materials for lead, hexavalent chromium, and mercury, and 0.01% for cadmium, or qualify for an exemption to these limits as defined in the Annexes of Directive 2000/53/EC (ELV). Regarding the REACH Regulation, the information TE provides on SVHC in articles for this part number is based on the latest European Chemicals Agency (ECHA) 'Guidance on requirements for substances in articles' posted at this URL: <https://echa.europa.eu/guidance-documents/guidance-on-reach>

Compatible Parts



TE Part # 1-2316952-0
3.96 EP HDR ASSY 10P, NO PIN 2,4,6,9



TE Part # 1744497-8
08P EP-II HOUSING, GREY



TE Part # 1-1123723-4
3.96 EP HDR ASSY 4P(NATURAL)



TE Part # 1-1123723-3
3.96 EP HDR ASSY 3P(NATURAL)



TE Part # 1-2316952-8
3.96 EP HDR ASSY 8P, NO PIN 2,5,7



TE Part # 1-2316952-9
3.96 EP HDR ASSY 9P, NO PIN 2,4,5



TE Part # 1-1123723-1
3.96 EP HDR ASSY 11P(NATURAL)



TE Part # 2-2316952-8
3.96 EP HDR ASSY 8P, NO PIN 2,4



TE Part # 2-1123723-8
3.96 EP HDR ASSY 8P(YELLOW)



TE Part # 1-1123723-8
3.96 EP HDR ASSY 8P(NATURAL)



TE Part # 1-1123723-0
3.96 EP HDR ASSY 10P(NATURAL)




TE Part # 1744416-8
8 POS EP II HSG, GLOW WIRE

Also in the Series | **Economy Power**




Connector Contacts(15)



Connector Hardware(2)



Insertion & Extraction Tools(1)




PCB Headers & Receptacles(402)



Power Contacts(9)



Rectangular Power Connectors(57)



Wire-to-Board Headers & Receptacles (402)

Customers Also Bought



TE Part #CAT-AM71-CH8172
AMP SUPERSEAL 1.5MM,
CONNECTOR HOUSING



TE Part #206070-8
CABLE CLAMP KIT #17



TE Part #DT04-2P
REC, 2P, GRY, N



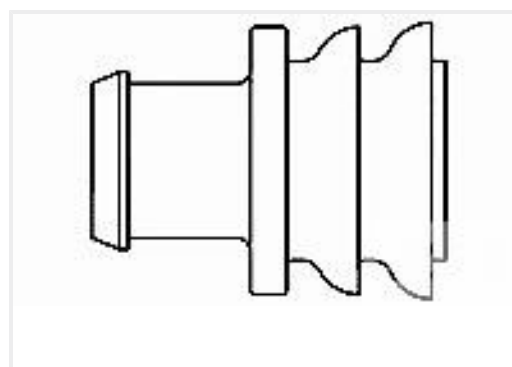
TE Part #DT06-2S
PLG, 2P, GRY, N



TE Part #CAT-D487-W416
Wedgelocks: DEUTSCH DT



TE Part #CAT-D48-ST273
DEUTSCH Solid Contacts



TE Part #281934-2
SINGLE WIRE SEAL

Documents

Product Drawings

[3.96 EP HDR ASSY 8P, NO PIN 2,4,6,7](#)

English

CAD Files

[3D PDF](#)

[3D](#)

[Customer View Model](#)

[ENG_CVM_CVM_2316952-8_A.2d_dxf.zip](#)

2316952-8

PCB Mount Header, Vertical, Wire-to-Board, 8 Position, 3.96 mm [.156 in] Centerline,
Partially Shrouded, Tin, Through Hole - Solder, Economy Power



English

Customer View Model

[ENG_CVM_CVM_2316952-8_A.3d_igs.zip](#)

English

Customer View Model

[ENG_CVM_CVM_2316952-8_A.3d_stp.zip](#)

English

By downloading the CAD file I accept and agree to the [Terms and Conditions](#) of use.

[Product Specifications](#)

[Application Specification](#)

English