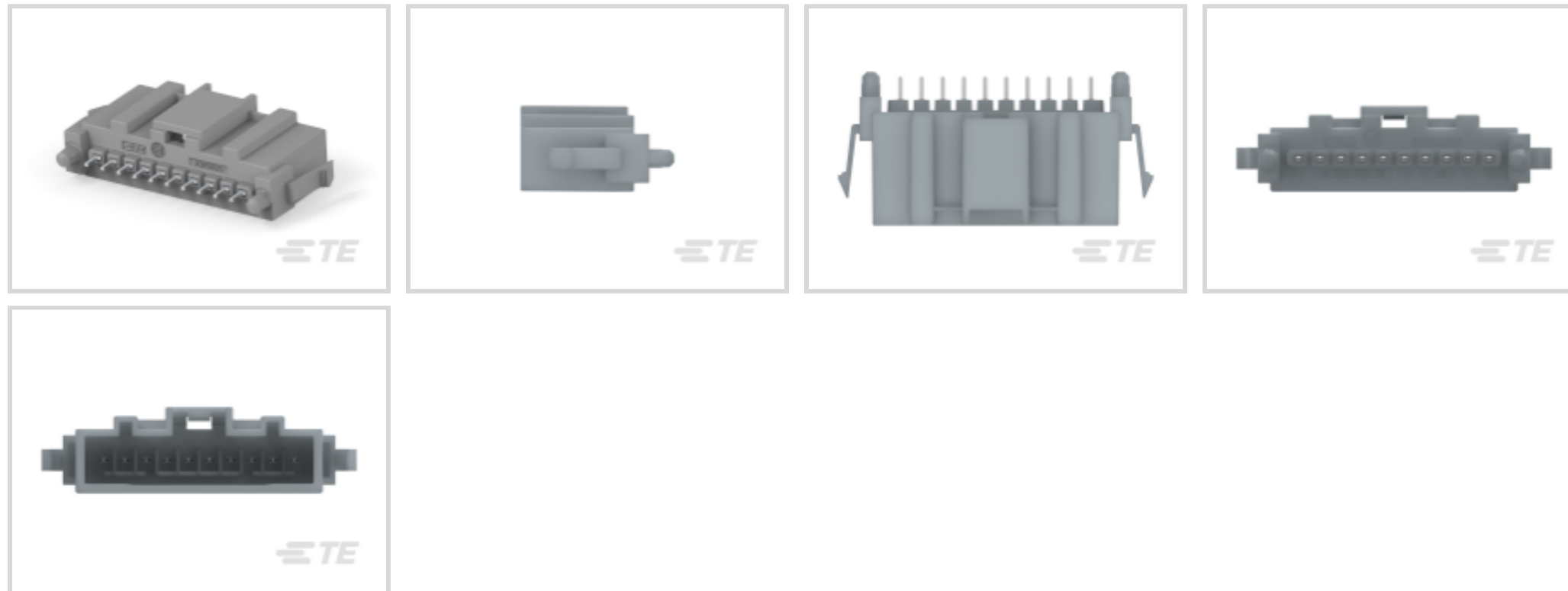




Connectors > PCB Connectors > PCB Headers & Receptacles



PCB Connector Assembly Type: **PCB Mount Header**

PCB Mount Orientation: **Vertical**

Connector System: **Wire-to-Board**

Number of Positions: **10**

Number of Rows: **1**

Features

Other

Interface Number	2315564-1
EU RoHS Compliance	Compliant
EU ELV Compliance	Compliant

Body Features

Connector & Keying Code	B
Primary Product Color	Gray

Contact Features

Mating Tab Thickness	.64 mm
Contact Size	.64mm
Mating Tab Width	.64 mm
Contact Mating Area Plating Material	Tin
Contact Type	Tab

Product Type Features

Mixed & Hybrid Header	No
-----------------------	----



Connector Shape	Rectangular
PCB Connector Assembly Type	PCB Mount Header
Connector System	Wire-to-Board
Header Type	Fully Shrouded
Sealable	No
Connector & Contact Terminates To	Printed Circuit Board

Configuration Features

PCB Mount Orientation	Vertical
Number of Positions	10
Number of Rows	1

Termination Features

Termination Method to PCB	Through Hole - Solder
---------------------------	-----------------------

Mechanical Attachment

Connector Mounting Type	Board Mount
Mating Alignment	With

Housing Features

Centerline (Pitch)	3.4 mm
--------------------	--------

Usage Conditions

Operating Temperature Range	-40 – 85 °C
-----------------------------	-------------

Operation/Application

Circuit Application	Signal
---------------------	--------

Product Compliance

[For compliance documentation, visit the product page on TE.com>](#)

EU RoHS Directive 2011/65/EU	Compliant
EU ELV Directive 2000/53/EC	Compliant
China RoHS 2 Directive MIIT Order No 32, 2016	No Restricted Materials Above Threshold
EU REACH Regulation (EC) No. 1907/2006	Current ECHA Candidate List: JUNE 2024 (241) Candidate List Declared Against: JUNE 2024 (241) Does not contain REACH SVHC
Halogen Content	Low Halogen - Br, Cl, F, I < 900 ppm per homogenous material. Also BFR/CFR/PVC

Free

Solder Process Capability

Hand solderable with tin/lead solder

Product Compliance Disclaimer

This information is provided based on reasonable inquiry of our suppliers and represents our current actual knowledge based on the information they provided. This information is subject to change. The part numbers that TE has identified as EU RoHS compliant have a maximum concentration of 0.1% by weight in homogenous materials for lead, hexavalent chromium, mercury, PBB, PBDE, DBP, BBP, DEHP, DIBP, and 0.01% for cadmium, or qualify for an exemption to these limits as defined in the Annexes of Directive 2011/65/EU (RoHS2). Finished electrical and electronic equipment products will be CE marked as required by Directive 2011/65/EU. Components may not be CE marked. Additionally, the part numbers that TE has identified as EU ELV compliant have a maximum concentration of 0.1% by weight in homogenous materials for lead, hexavalent chromium, and mercury, and 0.01% for cadmium, or qualify for an exemption to these limits as defined in the Annexes of Directive 2000/53/EC (ELV). Regarding the REACH Regulation, the information TE provides on SVHC in articles for this part number is based on the latest European Chemicals Agency (ECHA) 'Guidance on requirements for substances in articles' posted at this URL: <https://echa.europa.eu/guidance-documents/guidance-on-reach>

Also in the Series | **Generation Y Connector System**



Automotive Connector Caps & Covers (19)



Automotive Headers(14)



Automotive Housings(140)




Automotive Terminals(43)



Connector Seals & Cavity Plugs(6)



Insertion & Extraction Tools(1)




PCB Headers & Receptacles(14)



Wire-to-Board Headers & Receptacles (13)

Customers Also Bought



TE Part #1-2315562-1
10POS,TAB0.64X0.64,HDR ASSY,
180DEG,SLDR

Documents



Product Drawings

10POS,TAB0.64X0.64,HDR ASSY,180DEG,SLDR

English

CAD Files

Customer View Model

[ENG_CVM_CVM_2315562-2_A1.3d_igs.zip](#)

English

3D PDF

3D

Customer View Model

[ENG_CVM_CVM_2315562-2_A1.2d_dxf.zip](#)

English

Customer View Model

[ENG_CVM_CVM_2315562-2_A1.3d_stp.zip](#)

English

By downloading the CAD file I accept and agree to the [Terms and Conditions](#) of use.

Instruction Sheets

[Instruction Sheet \(U.S.\)](#)

English

[Instruction Sheet \(U.S.\)](#)

English