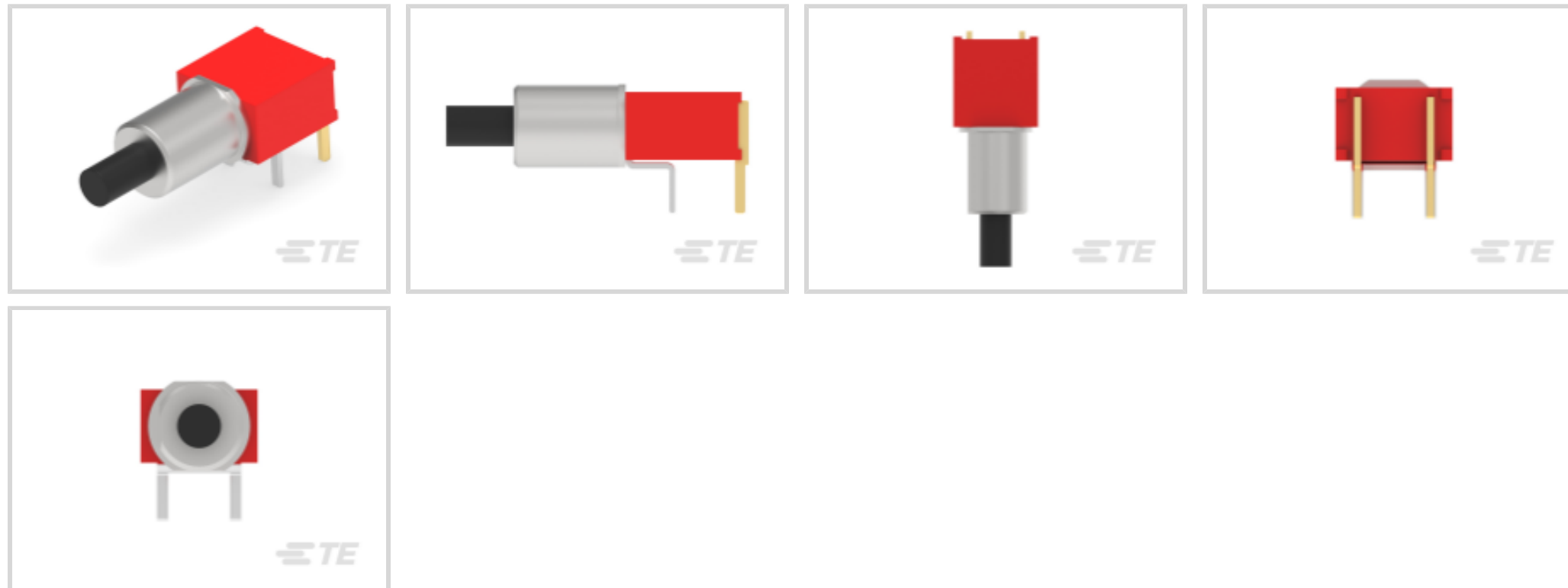




Switches > Push Button Switches



Configuration (Pole-Throw): **Single Pole - Single Throw**

Number of Actuators: **Single**

Actuator Profile: **Extended**

Bushing Style: **Unthreaded**

Illuminated: **Without**

Features

Termination Features

Termination Method to PCB	Through Hole - Solder
---------------------------	-----------------------

Packaging Features

Packaging Method	Loose Piece
------------------	-------------

Dimensions

Actuator Length	3.94 mm[.155 in]
-----------------	------------------

Housing Features

Low Profile	No
Process Sealed	No

Product Type Features

Switch Connection Type	Printed Circuit
Illuminated	Without
Actuator Style	Round Actuator

Body Features

Case Material	Diallyl Phthalate (DAP)
---------------	-------------------------



Actuator Material	Thermoplastic Polyester
Product Orientation	Right Angle
Actuator Profile	Extended
Bushing Style	Unthreaded
Actuator Color	Black

Configuration Features

Configuration (Pole-Throw)	Single Pole - Single Throw
Number of Actuators	Single
Snap Action	Without
Support Bracket	Without
Switch Feedback Type	Non-Tactile
Operating Function	Off [On]

Electrical Characteristics

Contact Current Rating	.4 A
Operating Voltage Range	20 VDC

Contact Features

Switch Contact Plating Material	Gold
---------------------------------	------

Other

EU RoHS Compliance	Compliant with Exemptions
--------------------	---------------------------

Product Compliance

[For compliance documentation, visit the product page on TE.com>](#)

EU RoHS Directive 2011/65/EU	Compliant with Exemptions
EU ELV Directive 2000/53/EC	Not Yet Reviewed
China RoHS 2 Directive MIIT Order No 32, 2016	Restricted Materials Above Threshold
EU REACH Regulation (EC) No. 1907/2006	Current ECHA Candidate List: JUNE 2024 (241) Candidate List Declared Against: JUN 2018 (191) SVHC > Threshold: Pb (3.7% in Component Part) Article Safe Usage Statements: Do not eat, drink or smoke when using this product. Wash thoroughly after handling. Recycle if possible and dispose of the article by following all applicable governmental regulations relevant to your geographic location.
Halogen Content	Low Halogen - Br, Cl, F, I < 900 ppm per homogenous material. Also BFR/CFR/PVC Free

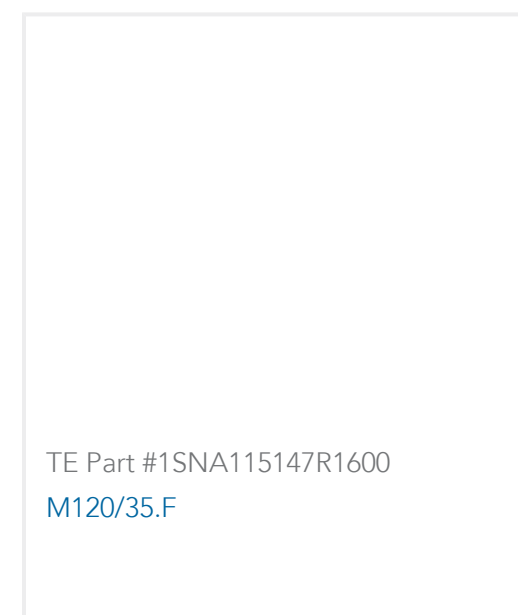
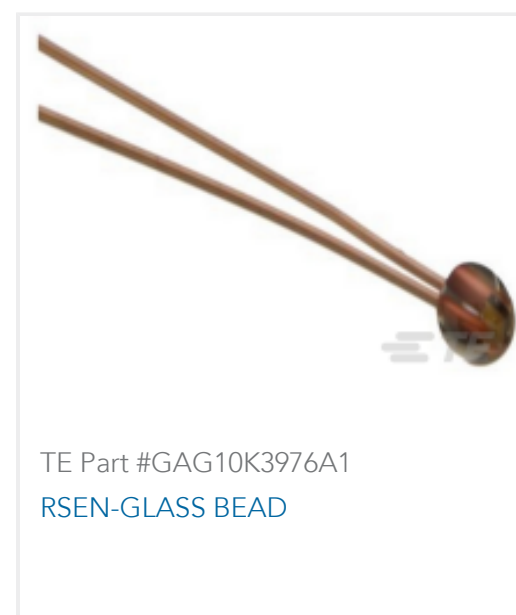
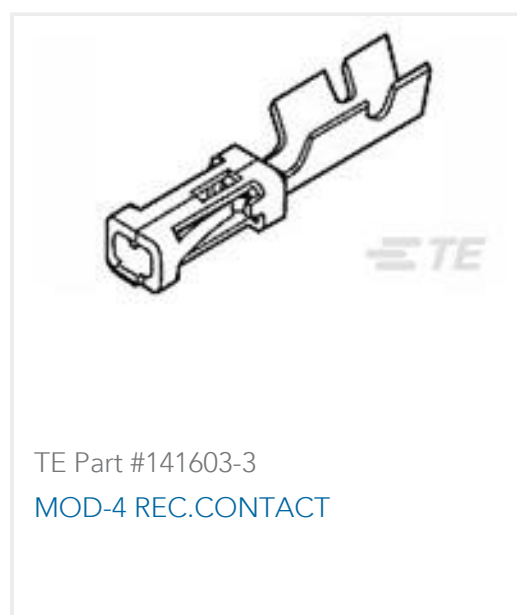
Solder Process Capability

Wave solder capable to 260°C

Product Compliance Disclaimer

This information is provided based on reasonable inquiry of our suppliers and represents our current actual knowledge based on the information they provided. This information is subject to change. The part numbers that TE has identified as EU RoHS compliant have a maximum concentration of 0.1% by weight in homogenous materials for lead, hexavalent chromium, mercury, PBB, PBDE, DBP, BBP, DEHP, DIBP, and 0.01% for cadmium, or qualify for an exemption to these limits as defined in the Annexes of Directive 2011/65/EU (RoHS2). Finished electrical and electronic equipment products will be CE marked as required by Directive 2011/65/EU. Components may not be CE marked. Additionally, the part numbers that TE has identified as EU ELV compliant have a maximum concentration of 0.1% by weight in homogenous materials for lead, hexavalent chromium, and mercury, and 0.01% for cadmium, or qualify for an exemption to these limits as defined in the Annexes of Directive 2000/53/EC (ELV). Regarding the REACH Regulations, TE's information on SVHC in articles for this part number is still based on the European Chemical Agency (ECHA) 'Guidance on requirements for substances in articles' (Version: 2, April 2011), applying the 0.1% weight on weight concentration threshold at the finished product level. TE is aware of the European Court of Justice ruling of September 10th, 2015 also known as O5A (Once An Article Always An Article) stating that, in case of 'complex object', the threshold for a SVHC must be applied to both the product as a whole and simultaneously to each of the articles forming part of its composition. TE has evaluated this ruling based on the new ECHA "Guidance on requirements for substances in articles" (June 2017, version 4.0) and will be updating its statements accordingly.

Customers Also Bought



Documents

Product Drawings

PMS9P1B08M6RE

English

CAD Files

3D PDF

3D

Customer View Model

ENG_CVM_CVM_2267075-2_A_c-2267075-2-a.2d_dxf.zip

English

Customer View Model

ENG_CVM_CVM_2267075-2_A_c-2267075-2-a.3d_igs.zip

English

Customer View Model

ENG_CVM_CVM_2267075-2_A_c-2267075-2-a.3d_stp.zip

English

By downloading the CAD file I accept and agree to the [Terms and Conditions](#) of use.



[Datasheets & Catalog Pages](#)

[Subminiature Switches](#)

English