



Connectors > PCB Connectors > PCB Headers & Receptacles

PCB Connector Assembly Type: **PCB Mount Header**PCB Mount Orientation: **Vertical**Connector System: **Wire-to-Board**Number of Positions: **4**Number of Rows: **1**

Features

Electrical Characteristics

Operating Voltage	250 VAC
-------------------	---------

Dimensions

Row-to-Row Spacing	5 mm [.197 in]
PCB Thickness (Recommended)	1.5 mm [.06 in]
Connector Height	12.8 mm [.5 in]
Connector Length	12.8 mm [.5 in]

Packaging Features

Packaging Quantity	81
Packaging Method	Loose Piece

Mechanical Attachment

Mating Retention Type	Latch
Mating Retention	With
Mating Alignment Type	Keyed, Polarization
PCB Mount Alignment Type	Locating Posts
PCB Mount Retention	Without
PCB Mount Alignment	With
Connector Mounting Type	Board Mount
Mating Alignment	With



Termination Features

Termination Post & Tail Length	3.5 mm[.138 in]
Termination Method to PCB	Through Hole - Solder

Contact Features

Contact Underplating Material	Nickel
Contact Mating Area Plating Material Thickness	2 μ m[.08 μ in]
Mating Tab Width	6.35 mm, 6.3 mm[.25 in][.248 in]
PCB Contact Termination Area Plating Material Thickness	3.8 μ m[149.606 μ in]
Contact Shape & Form	Square
Contact Layout	Inline
Contact Base Material	Copper Alloy
Mating Tab Thickness	.81 mm, .8 mm[.032 in][.031 in]
PCB Contact Termination Area Plating Material	Tin
Contact Mating Area Plating Material Finish	Matte
Contact Mating Area Plating Material	Tin
Contact Type	Tab
Contact Current Rating (Max)	16 A

Housing Features

Housing Material	Nylon
Centerline (Pitch)	5 mm[.197 in]

Configuration Features

Keying & Polarized Position Locations	4D
PCB Mount Orientation	Vertical
Number of Positions	4
Number of Rows	1

Product Type Features

PCB Connector Assembly Type	PCB Mount Header
Connector System	Wire-to-Board
Header Type	Fully Shrouded
Sealable	No
Connector & Contact Terminates To	Printed Circuit Board

Body Features

--	--



Primary Product Color	Natural
-----------------------	---------

Usage Conditions

Operating Temperature Range	-40 – 120 °C[-40 – 248 °F]
-----------------------------	----------------------------

Operation/Application

Circuit Application	Power
---------------------	-------

Industry Standards

UL Flammability Rating	UL 94V-0
------------------------	----------

Other

EU RoHS Compliance	Compliant
--------------------	-----------

EU ELV Compliance	Compliant
-------------------	-----------

Product Compliance

[For compliance documentation, visit the product page on TE.com>](#)

EU RoHS Directive 2011/65/EU	Compliant
------------------------------	-----------

EU ELV Directive 2000/53/EC	Compliant
-----------------------------	-----------

China RoHS 2 Directive MIIT Order No 32, 2016	No Restricted Materials Above Threshold
---	---

EU REACH Regulation (EC) No. 1907/2006	Current ECHA Candidate List: JUNE 2024 (241) Candidate List Declared Against: JUNE 2024 (241) Does not contain REACH SVHC
--	---

Halogen Content	Not Low Halogen - contains Br or Cl > 900 ppm.
-----------------	--

Solder Process Capability	Not reviewed for solder process capability
---------------------------	--




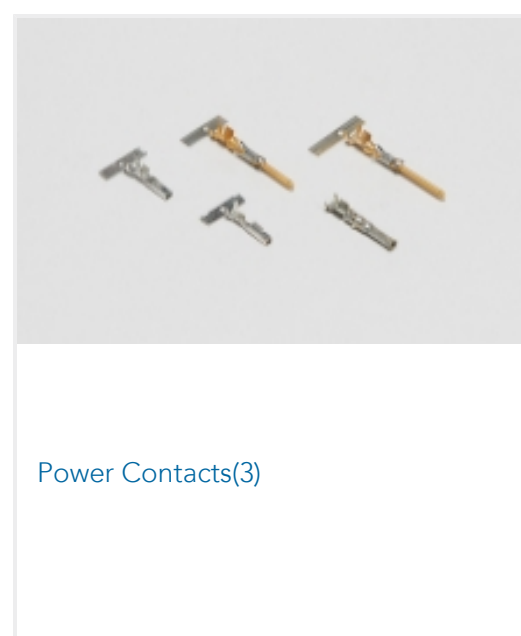
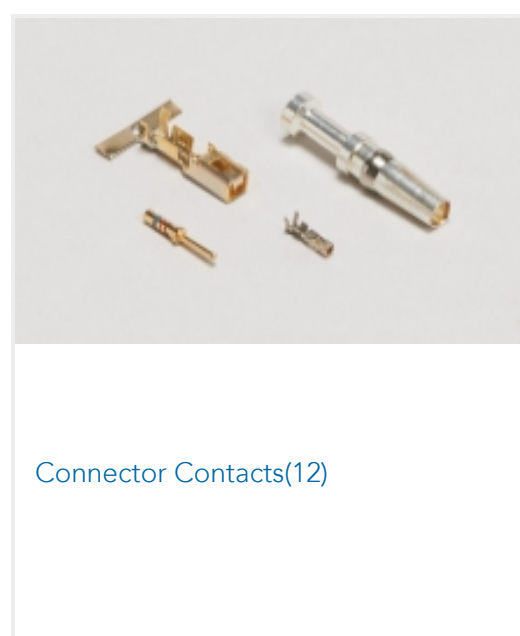
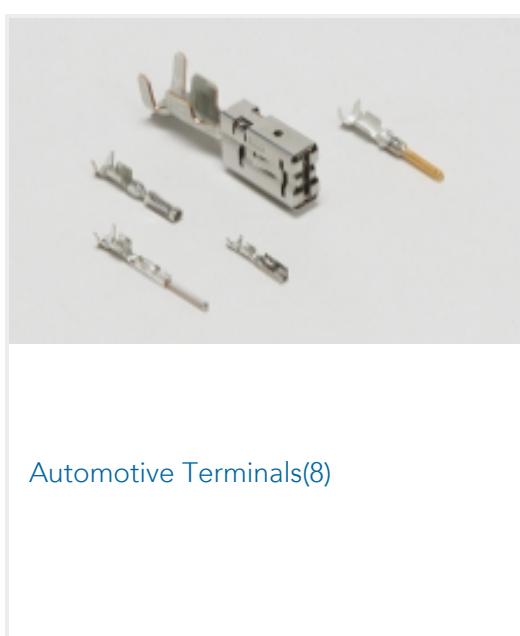
Product Compliance Disclaimer

This information is provided based on reasonable inquiry of our suppliers and represents our current actual knowledge based on the information they provided. This information is subject to change. The part numbers that TE has identified as EU RoHS compliant have a maximum concentration of 0.1% by weight in homogenous materials for lead, hexavalent chromium, mercury, PBB, PBDE, DBP, BBP, DEHP, DIBP, and 0.01% for cadmium, or qualify for an exemption to these limits as defined in the Annexes of Directive 2011/65/EU (RoHS2). Finished electrical and electronic equipment products will be CE marked as required by Directive 2011/65/EU. Components may not be CE marked. Additionally, the part numbers that TE has identified as EU ELV compliant have a maximum concentration of 0.1% by weight in homogenous materials for lead, hexavalent chromium, and mercury, and 0.01% for cadmium, or qualify for an exemption to these limits as defined in the Annexes of Directive 2000/53/EC (ELV). Regarding the REACH Regulation, the information TE provides on SVHC in articles for this part number is based on the latest European Chemicals Agency (ECHA) 'Guidance on requirements for substances in articles' posted at this URL: <https://echa.europa.eu/guidance-documents/guidance-on-reach>

Compatible Parts



Also in the Series | **RAST 5 IDC Connectors**



Customers Also Bought




TE Part #1-1630019-4
HSC200 2K4 5%



TE Part #YD369-B99-NP400000
369 9 WAY PANEL MNT REC, 90 PCB
GOLD,PIN



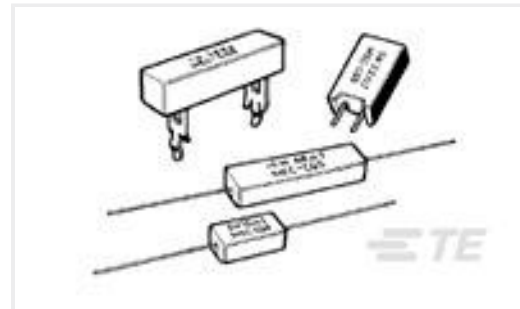
TE Part #1-1969694-4
PTL 1X4 PCB HEADER R/A HITEMP
KEY A LGR



TE Part #9-2176397-4
3502 7K5 1%



TE Part #YD369-B99-NS400000
369 9 WAY PANEL MNT REC, 90 PCB
GOLD,SKT



TE Part #2-1623795-3
SQP2 R047 5% WIRE



TE Part #YD369-B99-AP400000
369 9 WAY PANEL MNT REC, 90 PCB
GOLD,PIN



TE Part #YDTS24T21-35SNV001
RECP ASSY



TE Part #YDTS24T15-18PNV001
RECP ASSY

Documents

Product Drawings

[3P, RAST 5 TAB HEADER, THV](#)

English

CAD Files

[3D PDF](#)

3D

Customer View Model

[ENG_CVM_CVM_2232511-4_A_c-2232511-4-a.2d_dxf.zip](#)

English

Customer View Model

[ENG_CVM_CVM_2232511-4_A_c-2232511-4-a.3d_igs.zip](#)

English

Customer View Model

[ENG_CVM_CVM_2232511-4_A_c-2232511-4-a.3d_stp.zip](#)

English

By downloading the CAD file I accept and agree to the [Terms and Conditions](#) of use.

Datasheets & Catalog Pages



[RAST Connector System Catalog](#)

English

[Product Specifications](#)

[Product Specification](#)

English

[Agency Approvals](#)

[UL Report](#)

English

[UL Report](#)

English