

2204443-1 ✓ ACTIVE

MULTI-BEAM | MULTI-BEAM HD

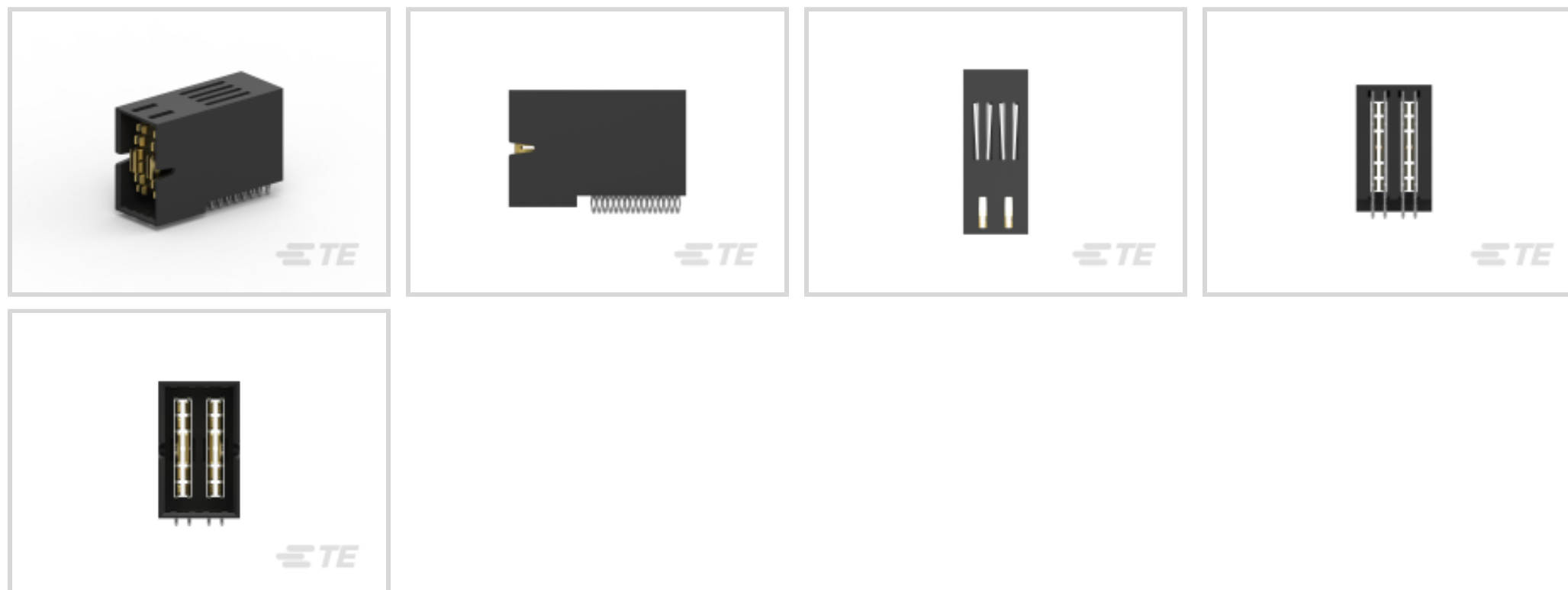
TE Internal #: 2204443-1

PCB Mount Plug, Right Angle, Board-to-Board, 2 Position, 5 mm [.196 in] Centerline, Fully Shrouded, Gold, Through Hole - Press-Fit, MULTI-BEAM HD

[View on TE.com >](#)



Connectors > PCB Connectors > PCB Headers & Receptacles



PCB Connector Assembly Type: **PCB Mount Plug**

PCB Mount Orientation: **Right Angle**

Connector System: **Board-to-Board**

Number of Positions: **2**

Number of Rows: **1**

Features

Electrical Characteristics

Operating Voltage	60 VDC
-------------------	--------

Dimensions

Connector Width	31.7 mm[1.25 in]
PCB Thickness (Recommended)	1.5 mm[.059 in]
Connector Height	18.9 mm[.74 in]
Connector Length	12.5 mm[.49 in]

Packaging Features

Packaging Quantity	110
Packaging Method	Tray

Industry Standards

UL Rating	Recognized
Glow Wire Rating	High Temperature Part - Not Glow Wire
UL Flammability Rating	UL 94V-0

Usage Conditions

Operating Temperature (Max)	125 °C[257 °F]
Operating Temperature Range	-40 – 125 °C[-40 – 257 °F]

Mechanical Attachment

Mating Alignment Type	Polarization
PCB Mount Alignment Type	Hold-Down
PCB Mount Retention	Without
PCB Mount Alignment	With
Connector Mounting Type	Board Mount
Mating Alignment	With

Termination Features

Termination Post & Tail Length	3.2 mm[.126 in]
Termination Method to PCB	Through Hole - Press-Fit

Contact Features

Contact Underplating Material	Nickel
Contact Underplating Material Thickness	1.27 µm[50 µin]
Contact Mating Area Plating Material Thickness	.076 µm[3 µin]
PCB Contact Termination Area Plating Material Thickness	2.54 – 5.08 µm[100 – 200 µin]
Contact Layout	Inline
Contact Base Material	Copper Alloy
PCB Contact Termination Area Plating Material	Tin
Contact Mating Area Plating Material	Gold
Contact Type	Blade
Contact Current Rating (Max)	135 A

Housing Features

Housing Material	High Temperature Thermoplastic Glass-Filled
Centerline (Pitch)	5 mm[.196 in]

Configuration Features

Number of Columns	2
Number of Loaded Positions	2
Number of Power Positions	2
PCB Mount Orientation	Right Angle



Number of Positions	2
Number of Rows	1

Product Type Features

Connector Shape	Rectangular
PCB Connector Assembly Type	PCB Mount Plug
Connector System	Board-to-Board
Header Type	Fully Shrouded
Sealable	No
Connector & Contact Terminates To	Printed Circuit Board

Body Features

Primary Product Color	Black
-----------------------	-------

Operation/Application

Circuit Application	Power
---------------------	-------

Other

EU RoHS Compliance	Compliant
EU ELV Compliance	Compliant

Product Compliance

[For compliance documentation, visit the product page on TE.com>](#)

EU RoHS Directive 2011/65/EU	Compliant
EU ELV Directive 2000/53/EC	Compliant
China RoHS 2 Directive MIIT Order No 32, 2016	No Restricted Materials Above Threshold
EU REACH Regulation (EC) No. 1907/2006	Current ECHA Candidate List: JUNE 2024 (241) Candidate List Declared Against: JUNE 2024 (241) Does not contain REACH SVHC
Halogen Content	Low Halogen - Br, Cl, F, I < 900 ppm per homogenous material. Also BFR/CFR/PVC Free
Solder Process Capability	Not applicable for solder process capability

Product Compliance Disclaimer

This information is provided based on reasonable inquiry of our suppliers and represents our current actual knowledge based on the information they provided. This information is subject to change. The part numbers that TE has identified as EU RoHS compliant have a maximum concentration of 0.1% by weight in homogenous materials for lead, hexavalent



chromium, mercury, PBB, PBDE, DBP, BBP, DEHP, DIBP, and 0.01% for cadmium, or qualify for an exemption to these limits as defined in the Annexes of Directive 2011/65/EU (RoHS2). Finished electrical and electronic equipment products will be CE marked as required by Directive 2011/65/EU. Components may not be CE marked. Additionally, the part numbers that TE has identified as EU ELV compliant have a maximum concentration of 0.1% by weight in homogenous materials for lead, hexavalent chromium, and mercury, and 0.01% for cadmium, or qualify for an exemption to these limits as defined in the Annexes of Directive 2000/53/EC (ELV). Regarding the REACH Regulation, the information TE provides on SVHC in articles for this part number is based on the latest European Chemicals Agency (ECHA) 'Guidance on requirements for substances in articles' posted at this URL: <https://echa.europa.eu/guidance-documents/guidance-on-reach>

Compatible Parts

TE Part # 2204443-6
MULTI-BEAM HD R/A PLUG 2P+20S

TE Part # 2204403-1
MULTI-BEAM HD R/A REC.2P

TE Part # 2204423-1
MULTI-BEAM HD VERTICAL REC. 2P

Also in the Series | MULTI-BEAM HD

Board-to-Board Headers & Receptacles(46)

PCB Headers & Receptacles(46)

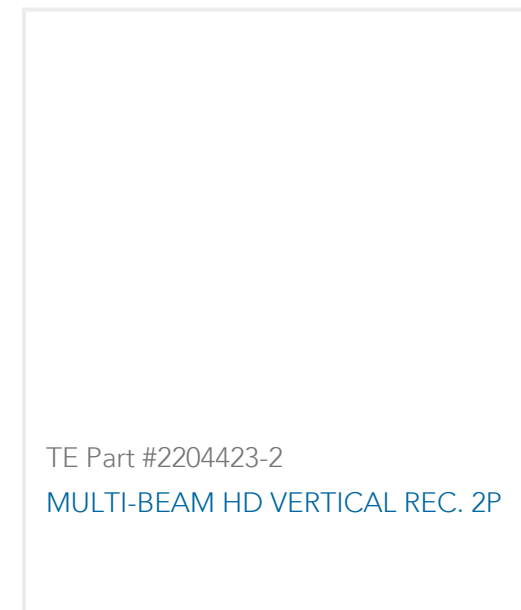
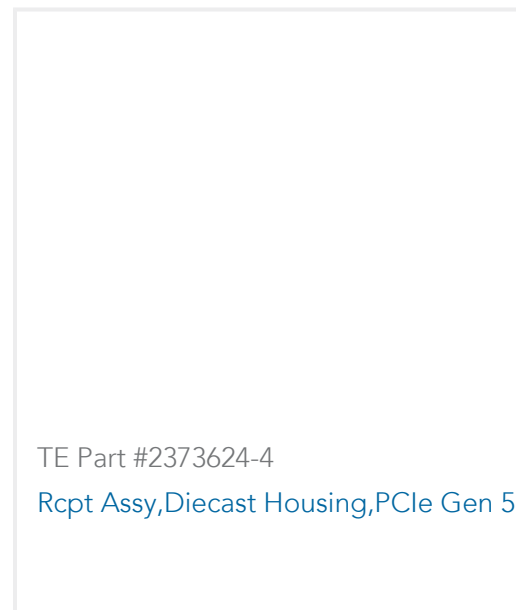
Customers Also Bought

TE Part #2204426-4
MULTI-BEAM HD VERTICAL REC. 2P+15S

TE Part #2-2347090-1
SOCKET 4677 DG1.0 FOR ODM

TE Part #1-2351052-5
LGA4677 E1A ASSY

TE Part #2204446-3
MULTI-BEAM HD R/A PLUG 2P+15S



Documents

Product Drawings

MULTI-BEAM HD R/A PLUG 2P

English

CAD Files

3D PDF

3D

Customer View Model

[ENG_CVM_CVM_2204443-1_A.2d_dxf.zip](#)

English

Customer View Model

[ENG_CVM_CVM_2204443-1_A.3d_igs.zip](#)

English

Customer View Model

[ENG_CVM_CVM_2204443-1_A.3d_stp.zip](#)

English

By downloading the CAD file I accept and agree to the [Terms and Conditions](#) of use.

Product Specifications

Application Specification

English

Agency Approvals

UL

English