

2204416-1 ✓ ACTIVE

MULTI-BEAM | MULTI-BEAM HD

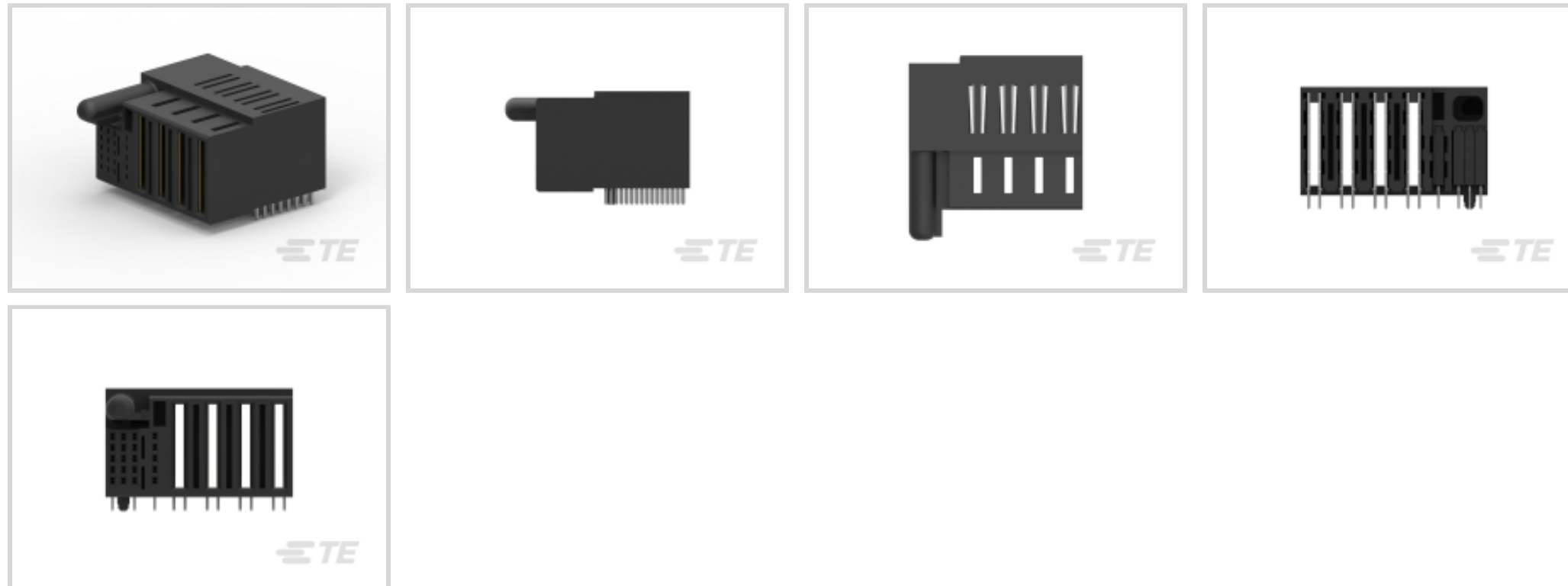
TE Internal #: 2204416-1

PCB Mount Receptacle, Right Angle, Board-to-Board, 24 Position, 2 mm / 6 mm [.079 in / .236 in] Centerline, Fully Shrouded, Gold, MULTI-BEAM HD

[View on TE.com >](#)



Connectors > PCB Connectors > PCB Headers & Receptacles



PCB Connector Assembly Type: **PCB Mount Receptacle**

PCB Mount Orientation: **Right Angle**

Connector System: **Board-to-Board**

Number of Positions: **24**

Number of Rows: **5**

## Features

### Electrical Characteristics

Operating Voltage	200 VDC, 60 VDC
-------------------	-----------------

### Dimensions

Row-to-Row Spacing	2 mm[.079 in]
Connector Height	18.9 mm[.74 in]
Connector Length	33.9 mm[1.33 in]

### Packaging Features

Packaging Quantity	20
Packaging Method	Tray

### Industry Standards

UL Rating	Recognized
Glow Wire Rating	High Temperature Part - Not Glow Wire
UL Flammability Rating	UL 94V-0

### Usage Conditions



Operating Temperature (Max)	125 °C[257 °F]
Operating Temperature Range	-40 – 125 °C[-40 – 257 °F]

### Mechanical Attachment

Mating Alignment Type	Guide Post
PCB Mount Alignment Type	Hold-Down
PCB Mount Retention	Without
PCB Mount Alignment	With
Connector Mounting Type	Board Mount
Mating Alignment	With

### Termination Features

Termination Post & Tail Length	3.2 mm[.126 in]
Termination Method to PCB	Through Hole - Solder

### Contact Features

Contact Underplating Material	Nickel
Contact Underplating Material Thickness	1.27 µm[50 µin]
Contact Mating Area Plating Material Thickness	.076 µm[3 µin]
PCB Contact Termination Area Plating Material Thickness	2.54 – 5.08 µm[100 – 200 µin]
Contact Layout	Matrix
Contact Base Material	Copper Alloy
PCB Contact Termination Area Plating Material	Tin
Contact Mating Area Plating Material	Gold
Contact Type	Receptacle
Contact Current Rating (Max)	100 A, 3.5 A

### Housing Features

Housing Material	High Temperature Thermoplastic Glass-Filled
Centerline (Pitch)	2 mm, 6 mm[.079 in][.236 in]

### Configuration Features

Number of Columns	8
Number of Loaded Positions	24
Number of Signal Positions	20
Number of Power Positions	4
PCB Mount Orientation	Right Angle



Number of Positions	24
---------------------	----

Number of Rows	5
----------------	---

### Product Type Features

Mixed & Hybrid Header	Yes
-----------------------	-----

Connector Shape	Rectangular
-----------------	-------------

PCB Connector Assembly Type	PCB Mount Receptacle
-----------------------------	----------------------

Connector System	Board-to-Board
------------------	----------------

Header Type	Fully Shrouded
-------------	----------------

Sealable	No
----------	----

Connector & Contact Terminates To	Printed Circuit Board
-----------------------------------	-----------------------

### Body Features

Primary Product Color	Black
-----------------------	-------

### Operation/Application

Circuit Application	Power & Signal
---------------------	----------------

### Other

EU RoHS Compliance	Compliant
--------------------	-----------

EU ELV Compliance	Compliant
-------------------	-----------

### Product Compliance

[For compliance documentation, visit the product page on TE.com>](#)

EU RoHS Directive 2011/65/EU	Compliant
------------------------------	-----------

EU ELV Directive 2000/53/EC	Compliant
-----------------------------	-----------

China RoHS 2 Directive MIIT Order No 32, 2016	No Restricted Materials Above Threshold
---	---

EU REACH Regulation (EC) No. 1907/2006	Current ECHA Candidate List: JUNE 2024 (241) Candidate List Declared Against: JUNE 2024 (241) Does not contain REACH SVHC
--	---

Halogen Content	Low Halogen - Br, Cl, F, I < 900 ppm per homogenous material. Also BFR/CFR/PVC Free
-----------------	---

Solder Process Capability	Not applicable for solder process capability
---------------------------	--

#### Product Compliance Disclaimer

This information is provided based on reasonable inquiry of our suppliers and represents our current actual knowledge based on the information they provided. This information is subject to change. The part numbers that TE has identified as



EU RoHS compliant have a maximum concentration of 0.1% by weight in homogenous materials for lead, hexavalent chromium, mercury, PBB, PBDE, DBP, BBP, DEHP, DIBP, and 0.01% for cadmium, or qualify for an exemption to these limits as defined in the Annexes of Directive 2011/65/EU (RoHS2). Finished electrical and electronic equipment products will be CE marked as required by Directive 2011/65/EU. Components may not be CE marked. Additionally, the part numbers that TE has identified as EU ELV compliant have a maximum concentration of 0.1% by weight in homogenous materials for lead, hexavalent chromium, and mercury, and 0.01% for cadmium, or qualify for an exemption to these limits as defined in the Annexes of Directive 2000/53/EC (ELV). Regarding the REACH Regulation, the information TE provides on SVHC in articles for this part number is based on the latest European Chemicals Agency (ECHA) 'Guidance on requirements for substances in articles' posted at this URL: <https://echa.europa.eu/guidance-documents/guidance-on-reach>

## Compatible Parts



TE Part # 2204456-1  
MULTI-BEAM HD R/A PLUG 4VP+20S SOLDER




TE Part # 2204446-8  
MULTI-BEAM HD R/A PLUG 4VP+20S



TE Part # 1-2215067-7  
ASSY, EXTRACTION TOOL, 1 X 4

## Also in the Series | MULTI-BEAM HD



Board-to-Board Headers & Receptacles(46)



PCB Headers & Receptacles(46)

## Customers Also Bought



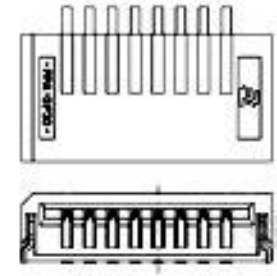
TE Part #2204406-6  
MULTI-BEAM HD R/A REC. 4VP+20S




TE Part #8-1879256-8  
RP 2B 226R 0.1% 15PPM CUT LENGTH



TE Part #1676411-1  
RN 0805 69K8 0.1% 10PPM CUT LENGTH



TE Part #1735360-8  
1mm FFC SMT H BOTTOM CONTACT ASSY, 8P



TE Part #1-146762-8  
32 MODII RCPT VERT DR



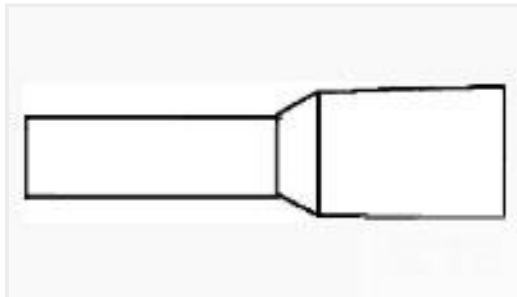
TE Part #3-641149-5  
05P MTA156 ASSY 20AWG YEL LF



TE Part #2204456-1  
MULTI-BEAM HD R/A PLUG 4VP+20S  
SOLDER



TE Part #6-146500-6  
32 MODII HDR DRST UNSHRD STKG  
SOLDER



TE Part #1-966144-2  
FER,WIRE,DBL,PL SLV,10.00/8,L14,  
RED,LP



TE Part #1445536-1  
PLUG,8-1,SM INS,STD KEY

## Documents

### Product Drawings

#### MULTI-BEAM HD R/A.REC.4VP+20S SOLDER

English

### CAD Files

#### 3D PDF

3D

#### Customer View Model

[ENG\\_CVM\\_CVM\\_2204416-1\\_A.2d\\_dxf.zip](#)

English

#### Customer View Model

[ENG\\_CVM\\_CVM\\_2204416-1\\_A.3d\\_igs.zip](#)

English

#### Customer View Model

[ENG\\_CVM\\_CVM\\_2204416-1\\_A.3d\\_stp.zip](#)

English

By downloading the CAD file I accept and agree to the [Terms and Conditions](#) of use.

### Product Specifications

#### Application Specification

English

### Agency Approvals

#### UL

English