



Automotive Parts > Automotive Connectors > Automotive Housings



Nominal Voltage Architecture: 12 V, 24 V

Connector & Housing Type: **Housing for Female Terminals**

Number of Positions: **16**

Sealable: **Yes**

Operating Temperature Range: **-40 – 125 °C [ -40 – 257 °F ]**

## Features

### Product Type Features

Mixed & Hybrid Connector	Yes
Connector Shape	Rectangular
Connector & Housing Type	Housing for Female Terminals
Sealable	Yes
Primary Locking Feature	Integrated in Housing
Connector System	Wire-to-Wire
Connector & Contact Terminates To	Wire & Cable

### Configuration Features

Blank Cavity Position	0
Number of Positions	16
Number of Rows	2, 4

### Electrical Characteristics

Operating Voltage	550 VDC
Nominal Voltage Architecture	12 V, 24 V

### Body Features

Cable Exit Angle	180 °
Primary Product Color	Black
Connector & Keying Code	A

### Contact Features

Contact Size	Size 12, Size 16
Contact Type	Socket
Mating Pin Diameter	1.5 mm[.062 in]

### Mechanical Attachment

Strain Relief	Without
Terminal Position Assurance	Yes
Mating Alignment Type	Keyed
Mating Alignment	With
Connector Mounting Type	Panel Mount

### Housing Features

Housing Material	PBT GF30
Centerline (Pitch)	7.5 mm[.295 in]

### Dimensions

Row-to-Row Spacing	4.7 mm[.185 in]
Compatible Insulation Diameter Range	1.4 – 4.1 mm[.055 – .161 in]
Product Width	48.2 mm[1.89 in]
Product Length	72.7 mm[2.86 in]
Connector Height	43.5 mm[1.71 in]
Wire Size	20 – 10 AWG

### Usage Conditions

Operating Temperature Range	-40 – 125 °C[-40 – 257 °F]
Operating Temperature (Max)	125 °C[257 °F]

### Operation/Application

Circuit Application	Power
---------------------	-------

### Industry Standards

IP Rating	IP6K7, IP6K9K
UL Flammability Rating	UL 94HB



### Packaging Features

Packaging Quantity	16
Packaging Method	Tray

### Other

Serviceable	No
Connector Position Assurance Capable	Yes

### Product Compliance


[For compliance documentation, visit the product page on TE.com>](#)

EU RoHS Directive 2011/65/EU	Compliant
EU ELV Directive 2000/53/EC	Compliant
China RoHS 2 Directive MIIT Order No 32, 2016	有害物质含量符合标准要求 No Restricted Substance(s) Above Threshold
EU REACH Regulation (EC) No. 1907/2006	<p>Current ECHA Candidate List: JUNE 2025 (250)  Candidate List Declared Against: JAN 2023 (233)  SVHC &gt; Threshold:  Decamethylcyclopentasiloxane (D5) (.5% in Component part)  Dodecamethylcyclohexasiloxane (D6) (.5% in Component part)  Octamethylcyclotetrasiloxane (D4) (.5% in Component part)</p> <p><b>Article Safe Usage Statements:</b>  Wash thoroughly after handling. Recycle if possible and dispose of the article by following all applicable governmental regulations relevant to your geographic location.</p>
Halogen Content	BFR/CFR/PVC Free, but Br/Cl >900 ppm in other sources.
Solder Process Capability	Not applicable for solder process capability

#### Product Compliance Disclaimer

This information is provided based on reasonable inquiry of our suppliers and represents our current actual knowledge based on the information they provided. This information is subject to change. The part numbers that TE has identified as EU RoHS compliant have a maximum concentration of 0.1% by weight in homogenous materials for lead, hexavalent chromium, mercury, PBB, PBDE, DBP, BBP, DEHP, DIBP, and 0.01% for cadmium, or qualify for an exemption to these limits as defined in the Annexes of Directive 2011/65/EU (RoHS2). Finished electrical and electronic equipment products will be CE marked as required by Directive 2011/65/EU. Components may not be CE marked. Additionally, the part numbers that TE has identified as EU ELV compliant have a maximum concentration of 0.1% by weight in homogenous materials for lead, hexavalent chromium, and mercury, and 0.01% for cadmium, or qualify for an exemption to these limits as defined in the Annexes of Directive 2000/53/EC (ELV). Regarding the REACH Regulation, the information TE provides on SVHC in articles for this part number is based on the latest European Chemicals Agency (ECHA) 'Guidance on requirements for substances in articles' posted at this URL: <https://echa.europa.eu/guidance-documents/guidance-on-reach>


## Also in the Series | AMPSEAL 16




Automotive Connector Caps & Covers (93)



Automotive Housings(241)



Automotive Terminals(35)



Data Connectivity Headers(9)



Data Connectivity Housings(8)

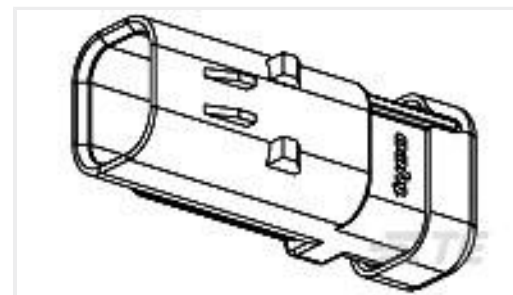
## Customers Also Bought



TE Part #440054-4  
2.0MM,HDR,4POS,VERTICAL



TE Part #CAT-J04-APHH  
AMPSEAL PCB Right-Angle Headers



TE Part #776428-1  
AS16,CAP ASSY,ST,02P,N SEAL,CODE A



TE Part #4-1825136-4  
A101SYCB04



TE Part #7-2176414-0  
7W STD M/OX 5% 15K



TE Part #2357302-2  
BACKSHELL,CONN KIT



TE Part #2203876-2  
MOUNTING CLIP, ML CONN, 4MM PANEL



TE Part #2203956-1  
COVER,AMPSEAL 16 ML CONN, 180 DEG



TE Part #2272889-1  
16POS,AMPSEAL 16,PIN HSG ASSY, SLD,COD A



## Documents

### CAD Files

#### 3D PDF

3D

Customer View Model

[ENG\\_CVM\\_CVM\\_2203859-1\\_2.2d\\_dxf.zip](#)

English

Customer View Model

[ENG\\_CVM\\_CVM\\_2203859-1\\_2.3d\\_igs.zip](#)

English

Customer View Model

[ENG\\_CVM\\_CVM\\_2203859-1\\_2.3d\\_stp.zip](#)

English

By downloading the CAD file I accept and agree to the [Terms and Conditions](#) of use.

### Product Specifications

#### Application Specification

English