




NEOHM | NEOHM CRGS

TE Internal #: 2176251-9

4.7 ohm, Thick Film, General Purpose Resistor, 5 %, 2010, .75 W, ±200 ppm/°C, Solder, 2 Terminations, .55 mm [.022 in] Height, NEOHM CRGS

[View on TE.com >](#)

Passive Components > Resistors > Surface Mount Resistors



Resistor Type: **General Purpose Resistor**

Element Type: **Thick Film**

Package Size Code: **2010**

Power Rating: **.75 W**

Resistance Value: **4.7 Ω**

**Features**

**Product Type Features**

Resistor Type	General Purpose Resistor
Element Type	Thick Film
Package Size Code	2010

**Configuration Features**

Number of Resistors	1
---------------------	---

**Electrical Characteristics**

Operating Voltage	200 V
Power Rating	.75 W
Resistance Value	4.7 Ω
Resistance Class	Up to 1kΩ
Passive Component Tolerance	5 %

**Termination Features**

Surface Mount Resistor Termination Type	Solder
Number of Terminations	2

### Dimensions

Product Height	.55 mm [.022 in]
Product Length	5 mm [.197 in]
Product Width	2.5 mm [.098 in]

### Usage Conditions

Temperature Coefficient	$\pm 200$ ppm/ $^{\circ}$ C
-------------------------	-----------------------------

### Packaging Features

Packaging Method	Taped & Reeled
------------------	----------------

### Product Compliance

[For compliance documentation, visit the product page on TE.com>](#)

EU RoHS Directive 2011/65/EU	Compliant with Exemptions
EU ELV Directive 2000/53/EC	Compliant with Exemptions
China RoHS 2 Directive MIIT Order No 32, 2016	Restricted Materials Above Threshold
EU REACH Regulation (EC) No. 1907/2006	Current ECHA Candidate List: JUNE 2025 (250) Candidate List Declared Against: JAN 2025 (247) Does not contain REACH SVHC
Halogen Content	Low Halogen - Br, Cl, F < 900 ppm per homogenous material. Also BFR/CFR/PVC Free
Solder Process Capability	Not reviewed for solder process capability

#### Product Compliance Disclaimer

This information is provided based on reasonable inquiry of our suppliers and represents our current actual knowledge based on the information they provided. This information is subject to change. The part numbers that TE has identified as EU RoHS compliant have a maximum concentration of 0.1% by weight in homogenous materials for lead, hexavalent chromium, mercury, PBB, PBDE, DBP, BBP, DEHP, DIBP, and 0.01% for cadmium, or qualify for an exemption to these limits as defined in the Annexes of Directive 2011/65/EU (RoHS2). Finished electrical and electronic equipment products will be CE marked as required by Directive 2011/65/EU. Components may not be CE marked. Additionally, the part numbers that TE has identified as EU ELV compliant have a maximum concentration of 0.1% by weight in homogenous materials for lead, hexavalent chromium, and mercury, and 0.01% for cadmium, or qualify for an exemption to these limits as defined in the Annexes of Directive 2000/53/EC (ELV). Regarding the REACH Regulation, the information TE provides on SVHC in articles for this part number is based on the latest European Chemicals Agency (ECHA) 'Guidance on requirements for substances in articles' posted at this URL: <https://echa.europa.eu/guidance-documents/guidance-on-reach>


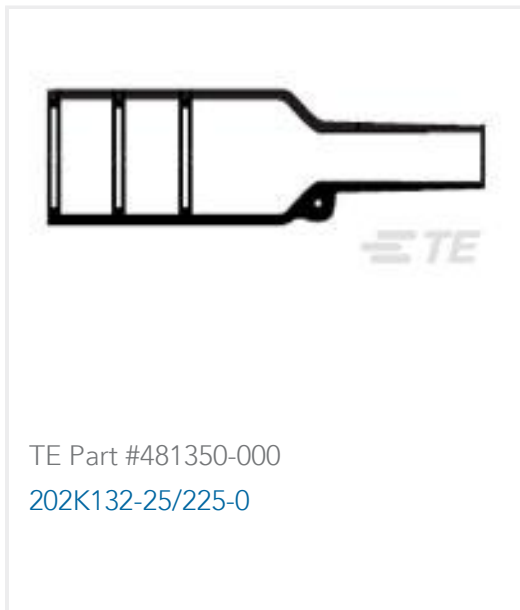
### Compatible Parts



### Also in the Series | NEOHM CRGS



### Customers Also Bought





## Documents

### Product Drawings

[CRGS2010 5% 4R7](#)

English

---

### CAD Files

[3D PDF](#)

3D

Customer View Model

[ENG\\_CVM\\_CVM\\_2176251-9\\_BA.2d\\_dxf.zip](#)

English

Customer View Model

[ENG\\_CVM\\_CVM\\_2176251-9\\_BA.3d\\_igs.zip](#)

English

Customer View Model

[ENG\\_CVM\\_CVM\\_2176251-9\\_BA.3d\\_stp.zip](#)

English

By downloading the CAD file I accept and agree to the [Terms and Conditions](#) of use.

---

### Datasheets & Catalog Pages

[SMD Anti-Surge Thick Film Chip Resistor - Type CRGS Series - Tyco Electronics Passives](#)

English