

2134167-1 ✓ ACTIVE

TE Internal #: 2134167-1

Board-to-Board, 4 Position, 3 mm [.118 in] Centerline, Plug, 30 VDC, Right Angle, Printed Circuit Board, Signal, Board Mount, DC Jack Connectors

[View on TE.com >](#)



Connectors > PCB Connectors > Battery Connectors & Holders > DC Jack Connectors > FBIS II Plug and Receptacle Assemblies



Connector System: **Board-to-Board**

Number of Positions: **4**

Centerline (Pitch): **3 mm [.118 in]**

Connector & Housing Type: **Plug**

Operating Voltage: **30 VDC**

[All FBIS II Plug and Receptacle Assemblies \(9\)](#)

Features

Product Type Features

Connector System	Board-to-Board
Connector & Housing Type	Plug
Connector & Contact Terminates To	Printed Circuit Board

Configuration Features

Number of Positions	4
PCB Mount Orientation	Right Angle

Electrical Characteristics

Operating Voltage	30 VDC
-------------------	--------

Contact Features

Contact Current Rating (Max)	1.5 A
------------------------------	-------

Mechanical Attachment

PCB Mount Retention	Without
Connector Mounting Type	Board Mount

Housing Features

Centerline (Pitch)	3 mm [.118 in]
--------------------	----------------

Usage Conditions

Operating Temperature Range	-40 – 85 °C [-40 – 185 °F]
-----------------------------	----------------------------



Operation/Application

Circuit Application	Signal
---------------------	--------

Other

EU RoHS Compliance	Compliant
EU ELV Compliance	Compliant

Product Compliance

[For compliance documentation, visit the product page on TE.com>](#)

EU RoHS Directive 2011/65/EU	Compliant
EU ELV Directive 2000/53/EC	Compliant
China RoHS 2 Directive MIIT Order No 32, 2016	No Restricted Materials Above Threshold
EU REACH Regulation (EC) No. 1907/2006	Current ECHA Candidate List: JUNE 2024 (241) Candidate List Declared Against: JUNE 2024 (241) Does not contain REACH SVHC
Halogen Content	Low Halogen - Br, Cl, F, I < 900 ppm per homogenous material. Also BFR/CFR/PVC Free
Solder Process Capability	Not reviewed for solder process capability

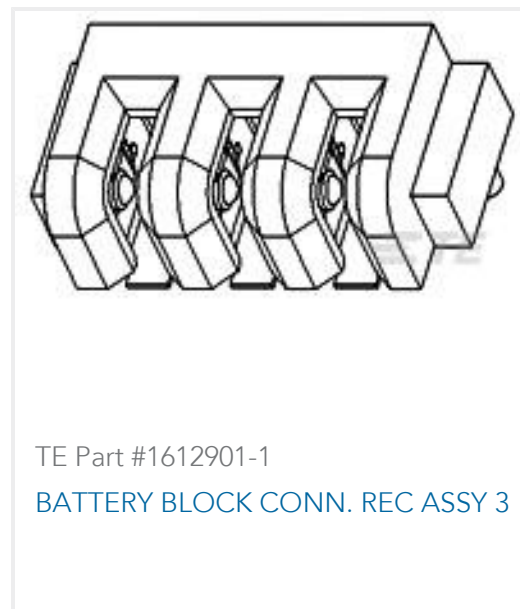
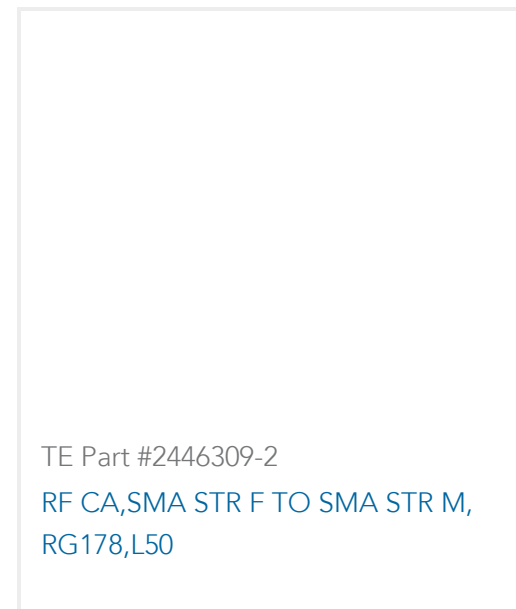
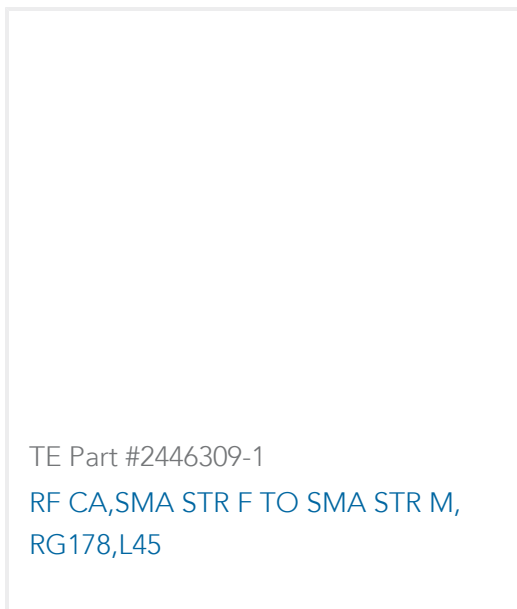
Product Compliance Disclaimer

This information is provided based on reasonable inquiry of our suppliers and represents our current actual knowledge based on the information they provided. This information is subject to change. The part numbers that TE has identified as EU RoHS compliant have a maximum concentration of 0.1% by weight in homogenous materials for lead, hexavalent chromium, mercury, PBB, PBDE, DBP, BBP, DEHP, DIBP, and 0.01% for cadmium, or qualify for an exemption to these limits as defined in the Annexes of Directive 2011/65/EU (RoHS2). Finished electrical and electronic equipment products will be CE marked as required by Directive 2011/65/EU. Components may not be CE marked. Additionally, the part numbers that TE has identified as EU ELV compliant have a maximum concentration of 0.1% by weight in homogenous materials for lead, hexavalent chromium, and mercury, and 0.01% for cadmium, or qualify for an exemption to these limits as defined in the Annexes of Directive 2000/53/EC (ELV). Regarding the REACH Regulation, the information TE provides on SVHC in articles for this part number is based on the latest European Chemicals Agency (ECHA) 'Guidance on requirements for substances in articles' posted at this URL: <https://echa.europa.eu/guidance-documents/guidance-on-reach>

Compatible Parts



Customers Also Bought



Documents

Product Drawings

[FBIS-II PLUG ASSY 4POS For MOT, PACKING](#)

English

CAD Files

[3D PDF](#)

3D

Customer View Model

[ENG_CVM_CVM_2134167-1_A.2d_dxf.zip](#)



English

Customer View Model

[ENG_CVM_CVM_2134167-1_A.3d_igs.zip](#)

English

Customer View Model

[ENG_CVM_CVM_2134167-1_A.3d_stp.zip](#)

English

By downloading the CAD file I accept and agree to the [Terms and Conditions](#) of use.

Product Specifications

[Product Specification](#)

English