

2013924-1 ✓ ACTIVE

GRACE INERTIA 2.0


TE Internal #: 2013924-1

PCB Mount Header, Vertical, Wire-to-Board, 10 Position, 2 mm [.079 in] Centerline, Fully Shrouded, Tin, Through Hole - Solder, GRACE INERTIA 2.0

[View on TE.com >](#)



Connectors > PCB Connectors > PCB Headers & Receptacles



PCB Connector Assembly Type: **PCB Mount Header**

PCB Mount Orientation: **Vertical**

Connector System: **Wire-to-Board**

Number of Positions: **10**

Number of Rows: **2**

Features

Electrical Characteristics

Operating Voltage	50 VDC
-------------------	--------

Dimensions

Row-to-Row Spacing	5.2 mm[.205 in]
Connector Width	10.9 mm[.43 in]
PCB Thickness (Recommended)	1.6 mm[.063 in]
Connector Height	.39 mm[.44 in]
Connector Length	12 mm[.10 in]

Packaging Features

Packaging Quantity	500
Packaging Method	Bag

Industry Standards

Glow Wire Rating	Standard Part - Not Glow Wire
UL Flammability Rating	UL 94V-0



Mechanical Attachment

Mating Retention Type	Latch
Mating Retention	With
Mating Alignment Type	Polarization
PCB Mount Retention Type	Kinked
PCB Mount Alignment Type	Locating Posts
PCB Mount Retention	With
PCB Mount Alignment	With
Connector Mounting Type	Board Mount
Mating Alignment	With

Termination Features

Termination Post & Tail Length	3 mm[.118 in]
Square Termination Post & Tail Dimension	.5 mm[.02 in]
Termination Method to PCB	Through Hole - Solder

Contact Features

Contact Underplating Material	Nickel
Contact Underplating Material Thickness	1.27 μ m[50 μ in]
PCB Contact Termination Area Plating Material Finish	Matte
Contact Mating Area Plating Material Thickness	1 μ m[39.37 μ in]
Mating Tab Width	.7 mm[.028 in]
PCB Contact Termination Area Plating Material Thickness	1 μ m[39.37 μ in]
Contact Shape & Form	Square
Contact Layout	Inline
Contact Base Material	Brass
Mating Tab Thickness	.5 mm[.02 in]
PCB Contact Termination Area Plating Material	Tin
Contact Mating Area Plating Material Finish	Matte
Contact Mating Area Plating Material	Tin
Contact Type	Tab
Contact Current Rating (Max)	2.5 A

Housing Features

Housing Material	Nylon 6/6 GF
Centerline (Pitch)	2 mm[.079 in]



Product Type Features

PCB Connector Assembly Type	PCB Mount Header
Connector System	Wire-to-Board
Header Type	Fully Shrouded
Sealable	No
Connector & Contact Terminates To	Printed Circuit Board

Configuration Features

PCB Mount Orientation	Vertical
Number of Positions	10
Number of Rows	2

Body Features

Primary Product Color	Natural
-----------------------	---------

Usage Conditions

Operating Temperature Range	-30 – 105 °C[-22 – 221 °F]
-----------------------------	----------------------------

Operation/Application

Circuit Application	Signal
---------------------	--------

Other

EU RoHS Compliance	Compliant
EU ELV Compliance	Compliant

Product Compliance

[For compliance documentation, visit the product page on TE.com>](#)

EU RoHS Directive 2011/65/EU	Compliant
EU ELV Directive 2000/53/EC	Compliant
China RoHS 2 Directive MIIT Order No 32, 2016	No Restricted Materials Above Threshold
EU REACH Regulation (EC) No. 1907/2006	Current ECHA Candidate List: JUNE 2024 (241) Candidate List Declared Against: JUNE 2024 (241) Does not contain REACH SVHC
Halogen Content	Not Low Halogen - contains Br or Cl > 900 ppm.
Solder Process Capability	Wave solder capable to 265°C



Product Compliance Disclaimer

This information is provided based on reasonable inquiry of our suppliers and represents our current actual knowledge based on the information they provided. This information is subject to change. The part numbers that TE has identified as EU RoHS compliant have a maximum concentration of 0.1% by weight in homogenous materials for lead, hexavalent chromium, mercury, PBB, PBDE, DBP, BBP, DEHP, DIBP, and 0.01% for cadmium, or qualify for an exemption to these limits as defined in the Annexes of Directive 2011/65/EU (RoHS2). Finished electrical and electronic equipment products will be CE marked as required by Directive 2011/65/EU. Components may not be CE marked. Additionally, the part numbers that TE has identified as EU ELV compliant have a maximum concentration of 0.1% by weight in homogenous materials for lead, hexavalent chromium, and mercury, and 0.01% for cadmium, or qualify for an exemption to these limits as defined in the Annexes of Directive 2000/53/EC (ELV). Regarding the REACH Regulation, the information TE provides on SVHC in articles for this part number is based on the latest European Chemicals Agency (ECHA) 'Guidance on requirements for substances in articles' posted at this URL: <https://echa.europa.eu/guidance-documents/guidance-on-reach>

Compatible Parts



TE Part # 3-2013924-1
GIC 2.0 HDR ASSY 10P TIN VERTION YELLOW



TE Part # 1-1747070-1
GRACE INERTIA ONN 2.0 HDR ASSY 10P RED



TE Part # 2-2013924-1
GIC 2.0 HDR ASSY 10P TIN VERTION (BLUE)



TE Part # 2-1747070-1
GRACE INERTIA CONN 2.0 HDR ASSY 10P BLUE



TE Part # 3-1747070-1
GRACE INERTIA CONN 2.0 HDR ASSY 10P YELL



TE Part # 1971032-2
2POS HEADER ASSEMBLY FOR GIC 2.0 EV



TE Part # 1-2013924-1
GIC 2.0 HDR ASSY 10POS TIN VERTION (RED)



TE Part # 1827229-6
GIC 2.0 HDR ASSY 20P



TE Part # 1971032-1
10POS HEADER ASSEMBLY FOR GIC 2.0 EV




TE Part # 1747070-1
GRACE INERTIA CONN 2.0 HDR ASSY 10P NATU


Also in the Series | **GRACE INERTIA 2.0**




Connector Contacts(4)




PCB Headers & Receptacles(70)




Rectangular Connector Housings(20)



Standard Rectangular Connectors(38)



Wire-to-Board Connector Assemblies & Housings(1)

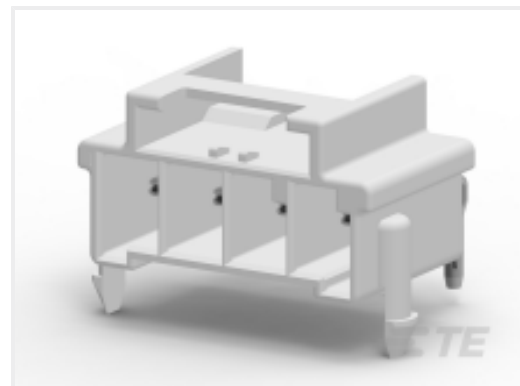


Wire-to-Board Headers & Receptacles (70)


Customers Also Bought



TE Part #YD369-B99-NP400000
369 9 WAY PANEL MNT REC, 90 PCB GOLD,PIN



TE Part #1-1969694-4
PTL 1X4 PCB HEADER R/A HITEMP KEY A LGR



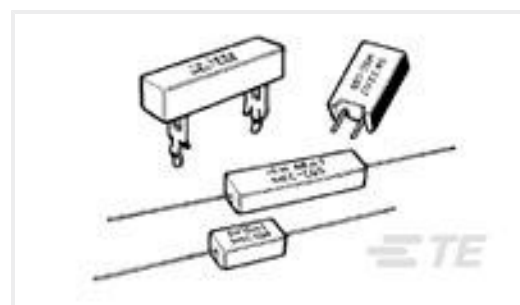
TE Part #9-2176397-4
3502 7K5 1%



TE Part #YD369-B99-NS400000
369 9 WAY PANEL MNT REC, 90 PCB GOLD,SKT



TE Part #1-1630019-4
HSC200 2K4 5%



TE Part #2-1623795-3
SQP2 R047 5% WIRE



TE Part #YD369-B99-AP400000
369 9 WAY PANEL MNT REC, 90 PCB GOLD,PIN



TE Part #YDTS24T15-18PNV001
RECP ASSY



TE Part #YDTS24T21-35SNV001
RECP ASSY

Documents



Product Drawings

[GIC 2.0 HDR ASSY 10POS TIN VERTION \(NAT\)](#)

English

CAD Files

[3D PDF](#)

3D

Customer View Model

[ENG_CVM_CVM_2013924-1_B.2d_dxf.zip](#)

English

Customer View Model

[ENG_CVM_CVM_2013924-1_B.3d_igs.zip](#)

English

Customer View Model

[ENG_CVM_CVM_2013924-1_B.3d_stp.zip](#)

English

By downloading the CAD file I accept and agree to the [Terms and Conditions](#) of use.

Product Specifications

[Application Specification](#)

Japanese