



AMP CT

TE Internal #: 2-292252-2

PCB Mount Header, Vertical, Wire-to-Board, 22 Position, 2 mm [.079 in] Centerline, Fully Shrouded, Tin, Through Hole - Solder, Power & Signal, AMP CT

[View on TE.com >](#)

Connectors > PCB Connectors > PCB Headers & Receptacles > CT 2mm Dbl Row Assembly w/Boss: Vert.



PCB Connector Assembly Type: **PCB Mount Header**

PCB Mount Orientation: **Vertical**

Connector System: **Wire-to-Board**

Number of Positions: **22**

Number of Rows: **2**

[All CT 2mm Dbl Row Assembly w/Boss: Vert. \(26\)](#)

Features

Electrical Characteristics

Operating Voltage	125 VDC
-------------------	---------

Dimensions

Row-to-Row Spacing	6.5 mm[.255 in]
Connector Width	27.9 mm[1.098 in]
PCB Thickness (Recommended)	1.6 mm[.063 in]
Connector Height	7.5 mm[.295 in]
Connector Length	10.7 mm[.421 in]

Packaging Features

Packaging Quantity	160
Packaging Method	Tray, Box

Industry Standards

Compatible With Agency/Standards Products	UL, CSA
Compatible With Approved Standards Products	UL E28476, CSA LR7189
UL Flammability Rating	UL 94V-0

Operation/Application

Assembly Process Feature	Pick and Place Cover
--------------------------	----------------------



Circuit Application

Power & Signal

Mechanical Attachment

Mating Retention	Without
Mating Alignment Type	Polarization
PCB Mount Retention Type	Kinked Legs
PCB Mount Alignment Type	Locating Posts
PCB Mount Retention	With
PCB Mount Alignment	With
Connector Mounting Type	Board Mount
Mating Alignment	With

Termination Features

Termination Post & Tail Diameter	.6 mm[.024 in]
Termination Post & Tail Length	3.2 mm[.126 in]
Termination Method to PCB	Through Hole - Solder

Contact Features

Mating Pin Diameter	.6 mm[.024 in]
Contact Mating Area Plating Material Thickness	1 μm[39.37 μin]
PCB Contact Termination Area Plating Material Thickness	1 μm[39.37 μin]
Contact Shape & Form	Round
Contact Layout	Inline
Contact Mating Area Length	4.7 mm[.185 in]
Contact Base Material	Brass
PCB Contact Termination Area Plating Material	Tin
Contact Mating Area Plating Material Finish	Matte
Contact Mating Area Plating Material	Tin
Contact Type	Pin
Contact Current Rating (Max)	4 A

Housing Features

Housing Material	Nylon
Centerline (Pitch)	2 mm[.079 in]

Product Type Features

PCB Connector Assembly Type	PCB Mount Header
-----------------------------	------------------



Connector System	Wire-to-Board
Header Type	Fully Shrouded
Sealable	No
Connector & Contact Terminates To	Printed Circuit Board

Configuration Features

PCB Mount Orientation	Vertical
Number of Positions	22
Number of Rows	2

Body Features

Primary Product Color	Natural
-----------------------	---------

Usage Conditions

Operating Temperature Range	-30 – 105 °C[-22 – 221 °F]
-----------------------------	----------------------------

Other

EU RoHS Compliance	Compliant
EU ELV Compliance	Compliant

Product Compliance

[For compliance documentation, visit the product page on TE.com>](#)

EU RoHS Directive 2011/65/EU	Compliant
EU ELV Directive 2000/53/EC	Compliant
China RoHS 2 Directive MIIT Order No 32, 2016	No Restricted Materials Above Threshold
EU REACH Regulation (EC) No. 1907/2006	Current ECHA Candidate List: JUNE 2024 (241) Candidate List Declared Against: JUNE 2024 (241) Does not contain REACH SVHC
Halogen Content	Low Halogen - Br, Cl, F, I < 900 ppm per homogenous material. Also BFR/CFR/PVC Free
Solder Process Capability	Wave solder capable to 240°C

Product Compliance Disclaimer

This information is provided based on reasonable inquiry of our suppliers and represents our current actual knowledge based on the information they provided. This information is subject to change. The part numbers that TE has identified as EU RoHS compliant have a maximum concentration of 0.1% by weight in homogenous materials for lead, hexavalent chromium, mercury, PBB, PBDE, DBP, BBP, DEHP, DIBP, and 0.01% for cadmium, or qualify for an exemption to these limits as defined in the Annexes of Directive 2011/65/EU (RoHS2). Finished electrical and electronic equipment products will be CE marked as required by Directive 2011/65/EU. Components may not be CE marked. Additionally, the part



numbers that TE has identified as EU ELV compliant have a maximum concentration of 0.1% by weight in homogenous materials for lead, hexavalent chromium, and mercury, and 0.01% for cadmium, or qualify for an exemption to these limits as defined in the Annexes of Directive 2000/53/EC (ELV). Regarding the REACH Regulation, the information TE provides on SVHC in articles for this part number is based on the latest European Chemicals Agency (ECHA) 'Guidance on requirements for substances in articles' posted at this URL: <https://echa.europa.eu/guidance-documents/guidance-on-reach>

Compatible Parts



TE Part # 2-179472-2
CT DBL ROW HOLDER, CRIMP, 22P, NA

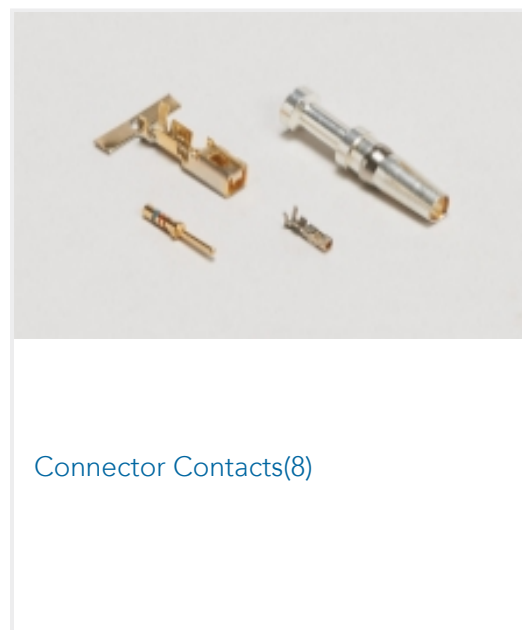


TE Part # 2-175133-2
CT DOUBLE ROW 22P HOLDER NATU.




TE Part # 2-179608-2
CT DBL ROW HOLDER, MT, 22P, NA

Also in the Series | AMP CT



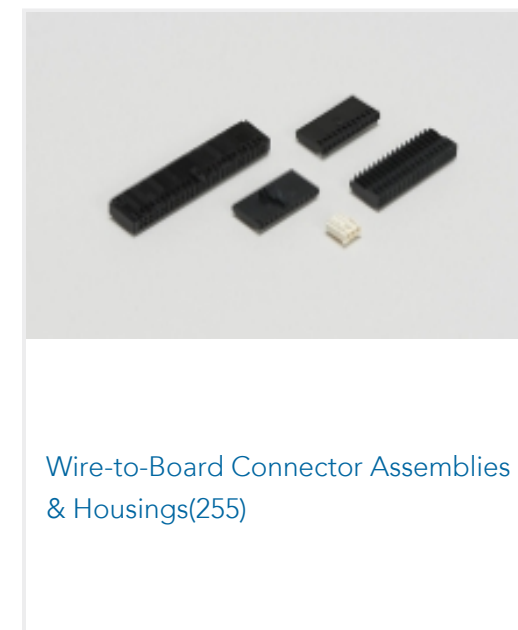
Connector Contacts(8)



Connector Hardware(46)



PCB Headers & Receptacles(756)



Wire-to-Board Connector Assemblies & Housings(255)



Wire-to-Board Headers & Receptacles (756)

Customers Also Bought



TE Part #1376135-1
DYNAMIC D2100 HDR H ASSY 3P X




TE Part #CAT-D9934-A15B
Receptacle and Tab Housing: 2.5 mm Pitch, 250V



TE Part #2-292252-4
CT DOUBLE ROW ASSY V 24P HDR N



TE Part #170267-1
250 FASTON, PCB TAB, TCB R



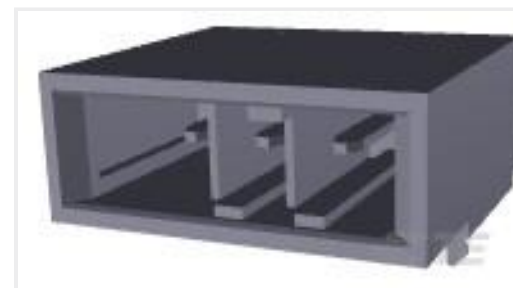
TE Part #292161-7
CT P/HDR ASSY V 7P W/KINK NAT



TE Part #172160-1
6 CIR UNIV M-N-L CAP



TE Part #5145154-4
STANDARD EDGE .050 SERIES 60
DUAL ASSY



TE Part #1-178138-2
DYNAMIC 3200 HDR H 3P ASSY

Documents

Product Drawings

[CT DOUBLE ROW ASSY V 22P HDR N](#)

English

CAD Files

[3D PDF](#)

3D

Customer View Model

[ENG_CVM_CVM_2-292252-2_A.2d_dxf.zip](#)

English

Customer View Model

[ENG_CVM_CVM_2-292252-2_A.3d_igs.zip](#)

English

Customer View Model

[ENG_CVM_CVM_2-292252-2_A.3d_stp.zip](#)

English

By downloading the CAD file I accept and agree to the [Terms and Conditions](#) of use.

Product Specifications

[Application Specification](#)

English

[AMP Mini CT Hybrid Lattice Connector](#)

English