

2-292215-0 ✓ ACTIVE

AMP Mini CT

TE Internal #: 2-292215-0

Connector Assembly, Plug to Plug Relay Header, Wire-to-Panel, 20 Position, 1.5 mm [.059 in] Centerline, 1 Row, White, Signal, Panel Mount, AMP Mini CT

[View on TE.com >](#)



Connectors > PCB Connectors > Wire-to-Board Connectors > Wire-to-Board Connector Assemblies & Housings



Connector Product Type: **Connector Assembly**

Connector & Housing Type: **Plug to Plug Relay Header**

Connector System: **Wire-to-Panel**

Number of Positions: **20**

Centerline (Pitch): **1.5 mm [.059 in]**

Features

Electrical Characteristics

Operating Voltage	50 VDC
-------------------	--------

Industry Standards

Compatible With Agency/Standards Products	UL, CSA
UL Flammability Rating	UL 94V-0
Compatible With Approved Standards Products	UL Recognized

Packaging Features

Packaging Method	Bag & Box
Packaging Quantity	600

Dimensions

Panel Thickness (Recommended)	.81 – 1.6 mm [.032 – .063 in]
Connector Height	11.8 mm [.464 in]
Connector Length	38.1 mm [1.499 in]

Contact Features

--	--



Contact Retention Within Housing	Without
Contact Base Material	Brass
Contact Type	Pin
Contact Current Rating (Max)	2 A

Mechanical Attachment

Panel Mount Feature Type	Latches
Strain Relief	Without
Panel Mount Feature	With
Mating Retention Type	Locking Latch
Mating Retention	With
Connector Mounting Type	Panel Mount

Housing Features

Housing Material	Nylon 66
Centerline (Pitch)	1.5 mm[.059 in]

Product Type Features

Connector Product Type	Connector Assembly
Connector & Housing Type	Plug to Plug Relay Header
Connector System	Wire-to-Panel
Sealable	No

Configuration Features

Number of Positions	20
Number of Rows	1

Body Features

Primary Product Color	White
-----------------------	-------

Usage Conditions

Operating Temperature Range	-30 – 105 °C[-22 – 221 °F]
-----------------------------	----------------------------

Operation/Application

Circuit Application	Signal
---------------------	--------

Other

EU RoHS Compliance	Compliant
EU ELV Compliance	Compliant

Product Compliance

For compliance documentation, visit the product page on [TE.com](#)>

EU RoHS Directive 2011/65/EU	Compliant
EU ELV Directive 2000/53/EC	Compliant
China RoHS 2 Directive MIIT Order No 32, 2016	No Restricted Materials Above Threshold
EU REACH Regulation (EC) No. 1907/2006	Current ECHA Candidate List: JUNE 2024 (241) Candidate List Declared Against: JUNE 2024 (241) Does not contain REACH SVHC
Halogen Content	Low Halogen - Br, Cl, F, I < 900 ppm per homogenous material. Also BFR/CFR/PVC Free
Solder Process Capability	Not applicable for solder process capability

Product Compliance Disclaimer

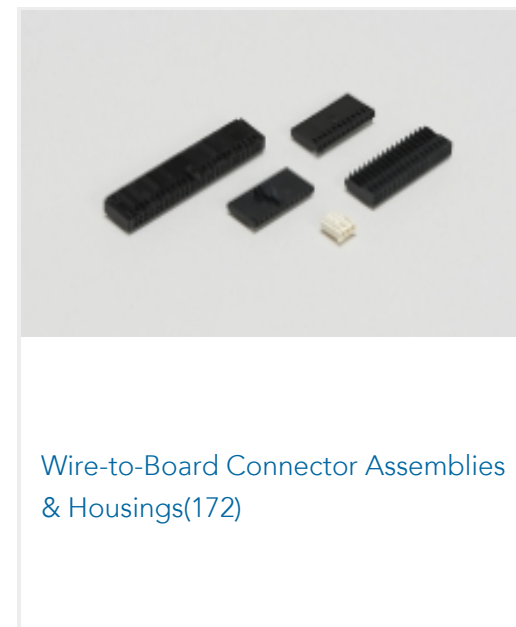


This information is provided based on reasonable inquiry of our suppliers and represents our current actual knowledge based on the information they provided. This information is subject to change. The part numbers that TE has identified as EU RoHS compliant have a maximum concentration of 0.1% by weight in homogenous materials for lead, hexavalent chromium, mercury, PBB, PBDE, DBP, BBP, DEHP, DIBP, and 0.01% for cadmium, or qualify for an exemption to these limits as defined in the Annexes of Directive 2011/65/EU (RoHS2). Finished electrical and electronic equipment products will be CE marked as required by Directive 2011/65/EU. Components may not be CE marked. Additionally, the part numbers that TE has identified as EU ELV compliant have a maximum concentration of 0.1% by weight in homogenous materials for lead, hexavalent chromium, and mercury, and 0.01% for cadmium, or qualify for an exemption to these limits as defined in the Annexes of Directive 2000/53/EC (ELV). Regarding the REACH Regulation, the information TE provides on SVHC in articles for this part number is based on the latest European Chemicals Agency (ECHA) 'Guidance on requirements for substances in articles' posted at this URL: <https://echa.europa.eu/guidance-documents/guidance-on-reach>

Compatible Parts





Also in the Series | AMP Mini CT



Customers Also Bought





Documents

Product Drawings

MINI CT SGL RELAY 20P NAT

English

CAD Files

3D PDF

3D

Customer View Model

[ENG_CVM_CVM_2-292215-0_B.2d_dxf.zip](#)

English

Customer View Model

[ENG_CVM_CVM_2-292215-0_B.3d_igs.zip](#)

English

Customer View Model

[ENG_CVM_CVM_2-292215-0_B.3d_stp.zip](#)

English

By downloading the CAD file I accept and agree to the [Terms and Conditions](#) of use.

Product Specifications

Workmanship Specification

English