

2-292208-4 ✓ ACTIVE

AMP Mini CT

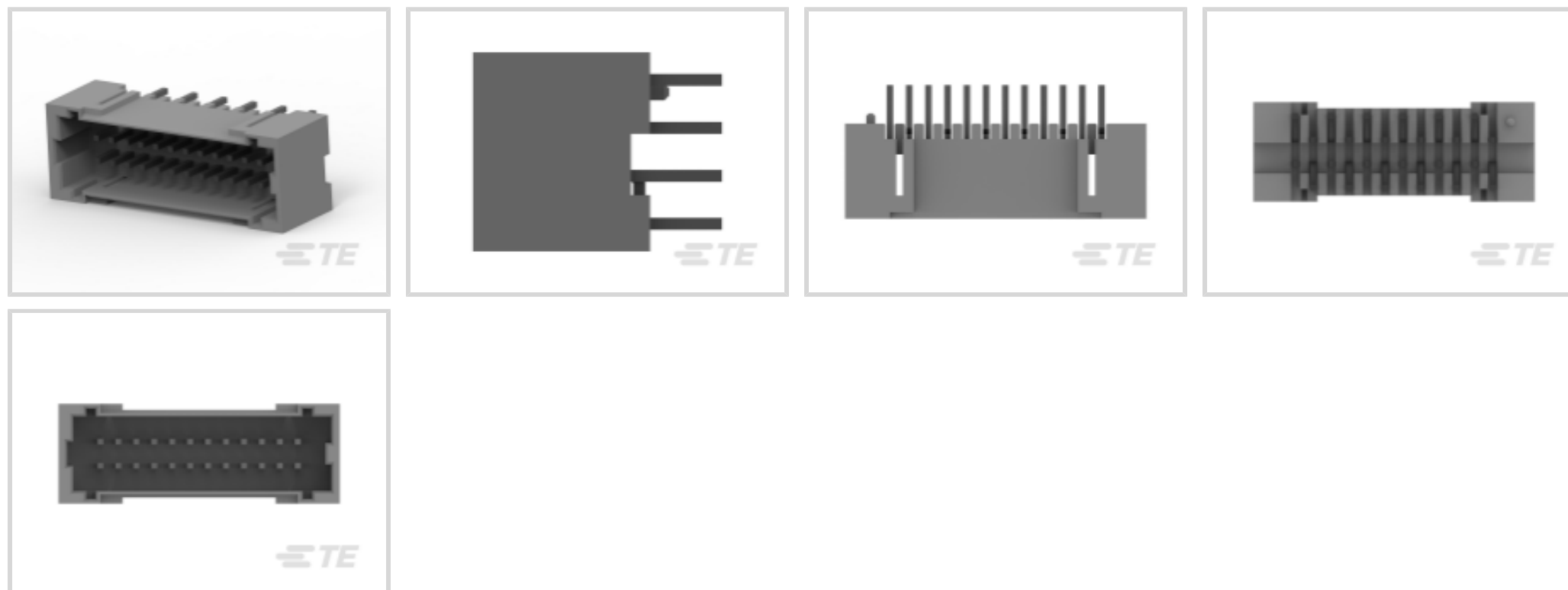
TE Internal #: 2-292208-4

PCB Mount Header, Vertical, Wire-to-Board, 24 Position, 1.5 mm [.059 in] Centerline, Fully Shrouded, Tin, Through Hole - Solder, Signal, AMP Mini CT

[View on TE.com >](#)



Connectors > PCB Connectors > PCB Headers & Receptacles



PCB Connector Assembly Type: **PCB Mount Header**

PCB Mount Orientation: **Vertical**

Connector System: **Wire-to-Board**

Number of Positions: **24**

Number of Rows: **2**

Features

Electrical Characteristics

Operating Voltage	50 VDC
-------------------	--------

Dimensions

Row-to-Row Spacing	2 mm[.079 in]
Connector Width	8.3 mm[.326 in]
PCB Thickness (Recommended)	1.6 mm[.063 in]
Connector Height	7.4 mm[.291 in]
Connector Length	23.5 mm[.925 in]

Packaging Features

Packaging Quantity	850
Packaging Method	Tray, Box

Industry Standards

Compatible With Agency/Standards Products	UL, CSA
Compatible With Approved Standards Products	UL E28476, CSA LR7189
UL Flammability Rating	UL 94V-0



Operation/Application

Assembly Process Feature	Pick and Place Cover
Circuit Application	Signal

Mechanical Attachment

Mating Retention	With
Mating Alignment Type	Polarization
PCB Mount Retention Type	Kinked Legs
PCB Mount Alignment Type	Locating Posts
PCB Mount Retention	With
PCB Mount Alignment	With
Connector Mounting Type	Board Mount
Mating Alignment	With

Termination Features

Termination Post & Tail Length	3 mm[.118 in]
Square Termination Post & Tail Dimension	.5 mm[.02 in]
Termination Method to PCB	Through Hole - Solder

Contact Features

Contact Mating Area Plating Material Thickness	1 μ m[39.37 μ in]
Mating Square Post Dimension	.5 mm[.02 in]
Contact Shape & Form	Square
PCB Contact Termination Area Plating Material Thickness	1 μ m[39.37 μ in]
Contact Layout	Staggered
Contact Mating Area Length	2.4 mm[.095 in]
Contact Base Material	Brass
PCB Contact Termination Area Plating Material	Pre-Tin
Contact Mating Area Plating Material Finish	Matte
Contact Mating Area Plating Material	Tin
Contact Type	Pin
Contact Current Rating (Max)	2 A

Housing Features

Housing Material	Nylon (G.F)
Centerline (Pitch)	1.5 mm[.059 in]



Product Type Features

PCB Connector Assembly Type	PCB Mount Header
Connector System	Wire-to-Board
Header Type	Fully Shrouded
Sealable	No
Connector & Contact Terminates To	Printed Circuit Board

Configuration Features

PCB Mount Orientation	Vertical
Number of Positions	24
Number of Rows	2

Body Features

Primary Product Color	Gray
-----------------------	------

Usage Conditions

Operating Temperature Range	-30 – 105 °C[-22 – 221 °F]
-----------------------------	----------------------------

Other

EU RoHS Compliance	Compliant
EU ELV Compliance	Compliant

Product Compliance

[For compliance documentation, visit the product page on TE.com>](#)

EU RoHS Directive 2011/65/EU	Compliant
EU ELV Directive 2000/53/EC	Compliant
China RoHS 2 Directive MIIT Order No 32, 2016	No Restricted Materials Above Threshold
EU REACH Regulation (EC) No. 1907/2006	Current ECHA Candidate List: JUNE 2024 (241) Candidate List Declared Against: JUNE 2024 (241) Does not contain REACH SVHC
Halogen Content	Not Low Halogen - contains Br or Cl > 900 ppm.
Solder Process Capability	Wave solder capable to 265°C

Product Compliance Disclaimer

This information is provided based on reasonable inquiry of our suppliers and represents our current actual knowledge based on the information they provided. This information is subject to change. The part numbers that TE has identified as EU RoHS compliant have a maximum concentration of 0.1% by weight in homogenous materials for lead, hexavalent



chromium, mercury, PBB, PBDE, DBP, BBP, DEHP, DIBP, and 0.01% for cadmium, or qualify for an exemption to these limits as defined in the Annexes of Directive 2011/65/EU (RoHS2). Finished electrical and electronic equipment products will be CE marked as required by Directive 2011/65/EU. Components may not be CE marked. Additionally, the part numbers that TE has identified as EU ELV compliant have a maximum concentration of 0.1% by weight in homogenous materials for lead, hexavalent chromium, and mercury, and 0.01% for cadmium, or qualify for an exemption to these limits as defined in the Annexes of Directive 2000/53/EC (ELV). Regarding the REACH Regulation, the information TE provides on SVHC in articles for this part number is based on the latest European Chemicals Agency (ECHA) 'Guidance on requirements for substances in articles' posted at this URL: <https://echa.europa.eu/guidance-documents/guidance-on-reach>

Compatible Parts



TE Part # 1-353293-2
MINI CT MT REC ASSY 12P GRAY




TE Part # 1-353908-2
CT REC HSG 12P CRIMP TYPE WHIT




TE Part # 2-353294-4
AMP MINI D/R HDR HSG 24P NATU

Also in the Series | AMP Mini CT




Connector Contacts(4)



Connector Hardware(10)



PCB Headers & Receptacles(332)



Wire-to-Board Connector Assemblies & Housings(172)



Wire-to-Board Headers & Receptacles (332)

Customers Also Bought



TE Part #292132-6
CT P/HDR BOX V 6P NAT



TE Part #292207-7
MINI CT SGL DIP V 7P NAT



TE Part #1-292207-0
MINI CT SGL DIP V 10P NAT



TE Part #1-292207-4
MINI CT SGL DIP V 14P NAT



TE Part #1-292207-2
MINI CT SGL DIP V 12P NAT



TE Part #1-292207-3
MINI CT SGL DIP V 13P NAT



TE Part #1-292207-6
MINI CT SGL DIP V 16P NAT



TE Part #3-292208-2
MINI CT D/R DIP 32P V NAT



TE Part #2-292208-6
MINI CT D/R DIP 26P V NAT



TE Part #292207-9
MINI CT SGL DIP V 9P NAT

Documents

CAD Files

3D PDF

3D

Customer View Model

[ENG_CVM_CVM_2-292208-4_E.2d_dxf.zip](#)

English

Customer View Model

[ENG_CVM_CVM_2-292208-4_E.3d_igs.zip](#)

English

Customer View Model

[ENG_CVM_CVM_2-292208-4_E.3d_stp.zip](#)

English

3D PDF

English

Customer View Model

[ENG_CVM_2-292208-4_O.3d_igs.zip](#)

English

Customer View Model



[ENG_CVM_2-292208-4_O.3d_stp.zip](#)

English

Customer View Model

[ENG_CVM_2-292208-4_O.2d_dxf.zip](#)

English

By downloading the CAD file I accept and agree to the [Terms and Conditions](#) of use.

Product Specifications

[Application Specification](#)

English

Agency Approvals

[UL](#)

English