

2-292141-6 ✓ ACTIVE

AMP CT

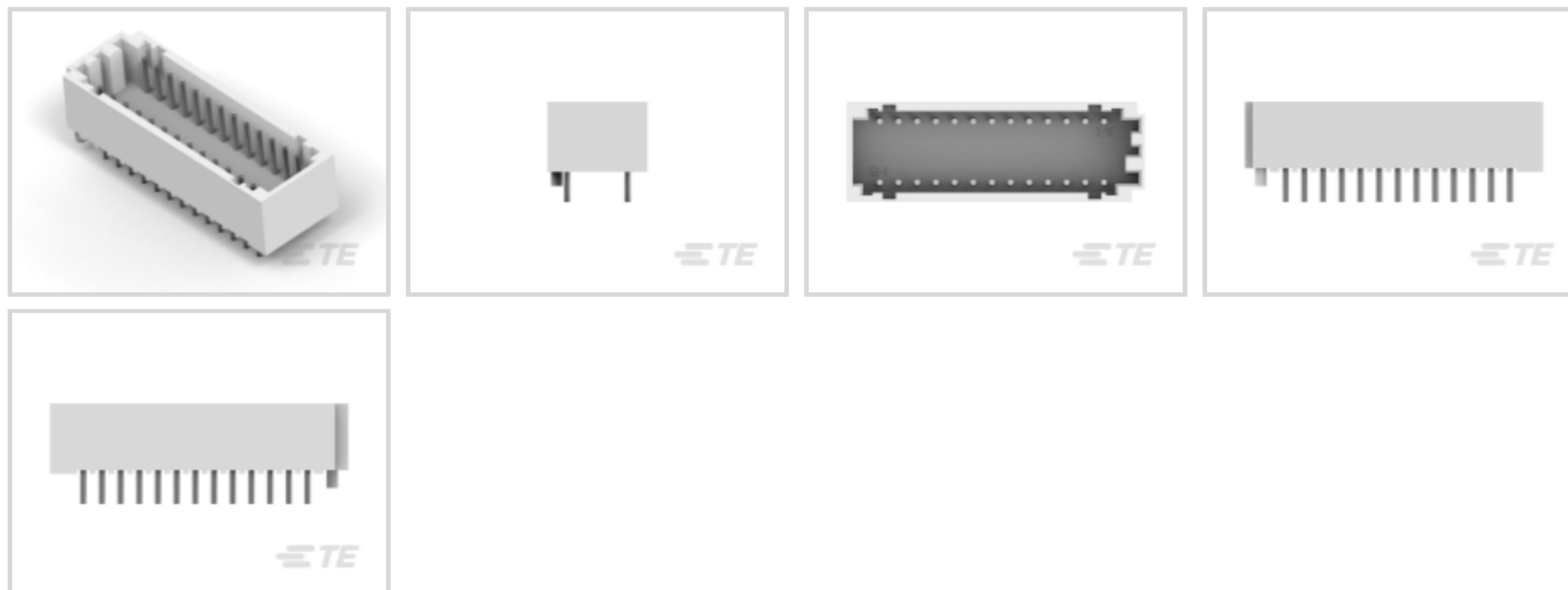
TE Internal #: 2-292141-6

PCB Mount Header, Vertical, Wire-to-Board, 26 Position, 2 mm [.079 in] Centerline, Fully Shrouded, Tin, Through Hole - Solder, Power & Signal, AMP CT

[View on TE.com >](#)



Connectors > PCB Connectors > PCB Headers & Receptacles > CT 2mm Dbl Row Assembly w/Boss: Vert.



PCB Connector Assembly Type: **PCB Mount Header**

PCB Mount Orientation: **Vertical**

Connector System: **Wire-to-Board**

Number of Positions: **26**

Number of Rows: **2**

[All CT 2mm Dbl Row Assembly w/Boss: Vert. \(26\)](#)

Features

Electrical Characteristics

Operating Voltage	125 VDC
-------------------	---------

Dimensions

Row-to-Row Spacing	6.5 mm[.256 in]
Connector Width	10.7 mm[.421 in]
PCB Thickness (Recommended)	1.6 mm[.063 in]
Connector Height	7.5 mm[.295 in]
Connector Length	31.9 mm[1.255 in]

Packaging Features

Packaging Quantity	140
Packaging Method	Tray, Box

Industry Standards

Compatible With Agency/Standards Products	UL, CSA
---	---------



Compatible With Approved Standards Products	UL E28476, CSA LR7189
---	-----------------------

UL Flammability Rating	UL 94V-0
------------------------	----------

Operation/Application

Assembly Process Feature	Pick and Place Cover
--------------------------	----------------------

Circuit Application	Power & Signal
---------------------	----------------

Mechanical Attachment

Mating Retention Type	Polarized Lock
-----------------------	----------------

Mating Retention	Without
------------------	---------

Mating Alignment Type	Polarization
-----------------------	--------------

PCB Mount Retention Type	Boardlock
--------------------------	-----------

PCB Mount Alignment Type	Boss
--------------------------	------

PCB Mount Retention	With
---------------------	------

PCB Mount Alignment	With
---------------------	------

Connector Mounting Type	Board Mount
-------------------------	-------------

Mating Alignment	With
------------------	------

Termination Features

Termination Post & Tail Diameter	.6 mm[.024 in]
----------------------------------	----------------

Termination Post & Tail Length	3.2 mm[.126 in]
--------------------------------	-----------------

Termination Method to PCB	Through Hole - Solder
---------------------------	-----------------------

Contact Features

Mating Pin Diameter	.6 mm[.024 in]
---------------------	----------------

PCB Contact Termination Area Plating Material Thickness	1 μ m[39.37 μ in]
---	---------------------------

Contact Shape & Form	Rounded, Round
----------------------	----------------

Contact Layout	Inline
----------------	--------

Contact Mating Area Length	4.7 mm[.185 in]
----------------------------	-----------------

Contact Base Material	Brass
-----------------------	-------

PCB Contact Termination Area Plating Material	Tin
---	-----

Contact Mating Area Plating Material Finish	Bright
---	--------

Contact Mating Area Plating Material	Tin
--------------------------------------	-----

Contact Type	Pin
--------------	-----

Contact Current Rating (Max)	4 A
------------------------------	-----

Housing Features



Housing Material	66 Nylon
Centerline (Pitch)	2 mm [.079 in]

Product Type Features

PCB Connector Assembly Type	PCB Mount Header
Connector System	Wire-to-Board
Header Type	Fully Shrouded
Sealable	No
Connector & Contact Terminates To	Printed Circuit Board

Configuration Features

PCB Mount Orientation	Vertical
Number of Positions	26
Number of Rows	2

Body Features

Primary Product Color	Natural
-----------------------	---------

Usage Conditions

Operating Temperature Range	-30 – 105 °C [-22 – 221 °F]
-----------------------------	-----------------------------

Other

EU RoHS Compliance	Compliant
EU ELV Compliance	Compliant

Product Compliance

[For compliance documentation, visit the product page on TE.com>](#)

EU RoHS Directive 2011/65/EU	Compliant
EU ELV Directive 2000/53/EC	Compliant
China RoHS 2 Directive MIIT Order No 32, 2016	No Restricted Materials Above Threshold
EU REACH Regulation (EC) No. 1907/2006	Current ECHA Candidate List: JUNE 2024 (241) Candidate List Declared Against: JUNE 2024 (241) Does not contain REACH SVHC
Halogen Content	Low Halogen - Br, Cl, F, I < 900 ppm per homogenous material. Also BFR/CFR/PVC Free
Solder Process Capability	Wave solder capable to 240°C

Product Compliance Disclaimer

This information is provided based on reasonable inquiry of our suppliers and represents our current actual knowledge based on the information they provided. This information is subject to change. The part numbers that TE has identified as EU RoHS compliant have a maximum concentration of 0.1% by weight in homogenous materials for lead, hexavalent chromium, mercury, PBB, PBDE, DBP, BBP, DEHP, DIBP, and 0.01% for cadmium, or qualify for an exemption to these limits as defined in the Annexes of Directive 2011/65/EU (RoHS2). Finished electrical and electronic equipment products will be CE marked as required by Directive 2011/65/EU. Components may not be CE marked. Additionally, the part numbers that TE has identified as EU ELV compliant have a maximum concentration of 0.1% by weight in homogenous materials for lead, hexavalent chromium, and mercury, and 0.01% for cadmium, or qualify for an exemption to these limits as defined in the Annexes of Directive 2000/53/EC (ELV). Regarding the REACH Regulation, the information TE provides on SVHC in articles for this part number is based on the latest European Chemicals Agency (ECHA) 'Guidance on requirements for substances in articles' posted at this URL: <https://echa.europa.eu/guidance-documents/guidance-on-reach>

Compatible Parts



TE Part # 2-179608-6
CT DBL ROW HOLDER,MT,26P,NA




TE Part # 2-175133-6
CT DOUBLE ROW 26P HOLDER NATU.



TE Part # 2-179472-6
CT DBL ROW HOLDER,CRIMP,26P,NA

Also in the Series | AMP CT




Connector Contacts(8)



Connector Hardware(46)



PCB Headers & Receptacles(756)



Wire-to-Board Connector Assemblies & Housings(255)



Wire-to-Board Headers & Receptacles (756)

Customers Also Bought



TE Part #2355091-2
MICRO CT CONN SINGLE ROW HDR
ASSY(V) 2p



TE Part #2355091-5
MICRO CT CONN SINGLE ROW HDR
ASSY(V) 5p



TE Part #CAT-3983178-PHBXVD
CT 2mm Post Header Asmbly: Box V
DIP



TE Part #2-2355091-2
MICRO CT CONN SINGLE ROW HDR
ASSY(V)22p



TE Part #6-292208-0
MINI CT D/R DIP 40P BLACK



TE Part #2-2355091-0
MICRO CT CONN SINGLE ROW HDR
ASSY(V)20p



TE Part #2-2355091-3
MICRO CT CONN SINGLE ROW HDR
ASSY(V)23p



TE Part #2355091-4
MICRO CT CONN SINGLE ROW HDR
ASSY(V) 4p



TE Part #2-2355091-4
MICRO CT CONN SINGLE ROW HDR
ASSY(V)24p

Documents

Product Drawings

[CT DOUBLE ROW ASSY V 26P W/BOS](#)

English

CAD Files

[3D PDF](#)

3D

Customer View Model

[ENG_CVM_CVM_2-292141-6_O.2d_dxf.zip](#)

English

Customer View Model

[ENG_CVM_CVM_2-292141-6_O.3d_igs.zip](#)

English

Customer View Model

[ENG_CVM_CVM_2-292141-6_O.3d_stp.zip](#)

English

By downloading the CAD file I accept and agree to the [Terms and Conditions](#) of use.

Product Specifications



Product Specification

English

CT DOUBLE ROW CONNECTOR, LEAD FREE VERSION

Japanese

Product Specification

Japanese

Product Specification

English