

2-2299683-5 ✓ ACTIVE



Economy Power 2.5

TE Internal #: 2-2299683-5

PCB Mount Header, Vertical, Wire-to-Board, 5 Position, 2.5 mm [.098 in] Centerline, Fully Shrouded, Tin, Through Hole - Solder, Economy Power 2.5

[View on TE.com >](#)

Connectors > PCB Connectors > PCB Headers & Receptacles



PCB Connector Assembly Type: **PCB Mount Header**

PCB Mount Orientation: **Vertical**

Connector System: **Wire-to-Board**

Number of Positions: **5**

Number of Rows: **1**

Features

Electrical Characteristics

Operating Voltage	250 VAC
-------------------	---------

Dimensions

Connector Width	6.4 mm[.252 in]
PCB Thickness (Recommended)	1.6 mm[.063 in]
Connector Height	8.8 mm[.346 in]
Connector Length	15 mm[.59 in]

Packaging Features

Packaging Quantity	450
Packaging Method	Tape

Industry Standards

Glow Wire Rating	Standard Part - Not Glow Wire
UL Flammability Rating	UL 94V-0

Mechanical Attachment



Mating Retention Type	Latch
Mating Retention	With
Mating Alignment Type	Polarization
PCB Mount Retention Type	Kinked Solder Tails
PCB Mount Retention	With
PCB Mount Alignment	Without
Connector Mounting Type	Board Mount
Mating Alignment	With

Termination Features

Termination Post & Tail Diameter	.6 mm[.024 in]
Termination Post & Tail Length	3.4 mm[.134 in]
Termination Method to PCB	Through Hole - Solder

Contact Features

Mating Pin Diameter	.6 mm[.024 in]
Contact Mating Area Plating Material Thickness	2 – 5 μ m[80 – 200 μ in]
PCB Contact Termination Area Plating Material Thickness	2.032 μ m[80 μ in]
Contact Shape & Form	Round
Contact Layout	Inline
Contact Mating Area Length	3.6 mm[.142 in]
Contact Base Material	Brass
PCB Contact Termination Area Plating Material	Tin
Contact Mating Area Plating Material Finish	Bright
Contact Mating Area Plating Material	Tin
Contact Type	Pin
Contact Current Rating (Max)	4.2 A

Housing Features

Housing Material	PBT GF
Centerline (Pitch)	2.5 mm[.098 in]

Configuration Features

Connector Contact Load Condition	Fully Loaded
PCB Mount Orientation	Vertical
Number of Positions	5
Number of Rows	1



Product Type Features

PCB Connector Assembly Type	PCB Mount Header
Connector System	Wire-to-Board
Header Type	Fully Shrouded
Sealable	No
Connector & Contact Terminates To	Printed Circuit Board

Body Features

Primary Product Color	Blue
-----------------------	------

Usage Conditions

Operating Temperature Range	-55 – 105 °C[-67 – 221 °F]
-----------------------------	----------------------------

Operation/Application

Circuit Application	Power & Signal
---------------------	----------------

Other

EU RoHS Compliance	Compliant
EU ELV Compliance	Compliant

Product Compliance

[For compliance documentation, visit the product page on TE.com>](#)

EU RoHS Directive 2011/65/EU	Compliant
EU ELV Directive 2000/53/EC	Compliant
China RoHS 2 Directive MIIT Order No 32, 2016	No Restricted Materials Above Threshold
EU REACH Regulation (EC) No. 1907/2006	Current ECHA Candidate List: JUNE 2024 (241) Candidate List Declared Against: JUNE 2024 (241) Does not contain REACH SVHC
Halogen Content	Not Low Halogen - contains Br or Cl > 900 ppm.
Solder Process Capability	Not reviewed for solder process capability

Product Compliance Disclaimer

This information is provided based on reasonable inquiry of our suppliers and represents our current actual knowledge based on the information they provided. This information is subject to change. The part numbers that TE has identified as EU RoHS compliant have a maximum concentration of 0.1% by weight in homogenous materials for lead, hexavalent chromium, mercury, PBB, PBDE, DBP, BBP, DEHP, DIBP, and 0.01% for cadmium, or qualify for an exemption to these limits as defined in the Annexes of Directive 2011/65/EU (RoHS2). Finished electrical and electronic equipment products will be CE marked as required by Directive 2011/65/EU. Components may not be CE marked. Additionally, the part



numbers that TE has identified as EU ELV compliant have a maximum concentration of 0.1% by weight in homogenous materials for lead, hexavalent chromium, and mercury, and 0.01% for cadmium, or qualify for an exemption to these limits as defined in the Annexes of Directive 2000/53/EC (ELV). Regarding the REACH Regulation, the information TE provides on SVHC in articles for this part number is based on the latest European Chemicals Agency (ECHA) 'Guidance on requirements for substances in articles' posted at this URL: <https://echa.europa.eu/guidance-documents/guidance-on-reach>

Compatible Parts



TE Part # 2232983-1
EP 2.5 LIF RCPT CONTACT, 24-20 AWG



TE Part # 1969443-5
EP 2.5 TPA Retainer, 5 Pos



TE Part # 1744423-1
EP 2.5 RCPT CONTACT, 24-20 AWG




TE Part # 1969442-5
EP 2.5 TPA Housing, 5 Pos




TE Part # 2232905-1
EP 2.5 LIF RCPT CONTACT, 26-22 AWG

Also in the Series | Economy Power 2.5




Connector Contacts(6)



Connector Hardware(49)



PCB Headers & Receptacles(533)



Wire-to-Board Connector Assemblies & Housings(305)



Wire-to-Board Headers & Receptacles (533)


Customers Also Bought



TE Part #2368182-7
RA SMC2.5 Potting header_7P



TE Part #1-2232960-7
7P POTTED RAST 2.5 HEADER



TE Part #2368182-4
RA SMC2.5 Potting header_4P



TE Part #2360545-5
SGI 1.5 HDR, 5P, RA, Key A, Natural



TE Part #2368182-3
RA SMC2.5 Potting header 2.5_3P



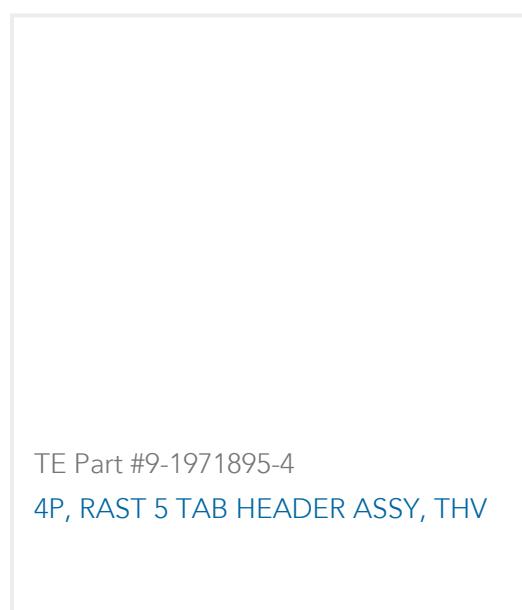
TE Part #2232981-5
HEADER HOUSING ASSY, EP 2.5 RA,
5 POS.



TE Part #5-2232045-3
3P, RAST 5 TAB HEADER, THV



TE Part #917733-1
2.5 S.D.L P/HDR ASY 13P H/PRO.



TE Part #9-1971895-4
4P, RAST 5 TAB HEADER ASSY, THV



TE Part #3-1971798-4
NEW GI CONN2.5 HDR ASMBLY 3P
YLW D1.0

Documents

Product Drawings

[EP2.5 HDR 5P VERT W/O BOSS,TAPING,BLUE](#)

English

CAD Files

[3D PDF](#)

3D

Customer View Model

[ENG_CVM_CVM_2-2299683-5_A2.2d_dxf.zip](#)

English

Customer View Model

[ENG_CVM_CVM_2-2299683-5_A2.3d_igs.zip](#)

English

Customer View Model

[ENG_CVM_CVM_2-2299683-5_A2.3d_stp.zip](#)

English

By downloading the CAD file I accept and agree to the [Terms and Conditions](#) of use.

Product Specifications



Application Specification

English