

2-2232516-1 ✓ ACTIVE

## SCSI Connectors

TE Internal #: 2-2232516-1

Receptacle, Board-to-Board, 20 Position, 1.27 mm [.05 in]

Centerline, 2 Row, 2 Shell Size, Rectangular, SCSI Connectors, PCB

D-Sub Connectors

[View on TE.com >](#)



Connectors > D-Shaped Connectors > D-Sub Connectors > PCB D-Sub Connectors



Connector & Housing Type: **Receptacle**

Connector System: **Board-to-Board**

Number of Positions: **20**

Centerline (Pitch): **1.27 mm [.05 in]**

Number of Rows: **2**

### Features

#### Industry Standards

UL Flammability Rating	UL 94V-0
------------------------	----------

#### Termination Features

Rectangular Termination Post & Tail Width	.4 mm[.015 in]
---	----------------

Rectangular Termination Post & Tail Thickness	.32 mm[.012 in]
---	-----------------

Termination Method to PCB	Through Hole - Solder
---------------------------	-----------------------

Termination Post & Tail Length	2.8 mm[.11 in]
--------------------------------	----------------

#### Packaging Features

Packaging Quantity	130
--------------------	-----

Packaging Method	Tray, Box & Tray
------------------	------------------

#### Operation/Application

Durability Rating	500 Cycles
-------------------	------------

Shielded	No
----------	----

Circuit Application	Signal
---------------------	--------

#### Mechanical Attachment

Mounting Feature Plating Material	Nickel
-----------------------------------	--------

Mounting Feature Material	Zinc
---------------------------	------

Mounting Hole Diameter	2.7 mm
------------------------	--------

Mating Alignment Type	Integral with mating surface
-----------------------	------------------------------



PCB Mount Alignment	With
PCB Mount Retention	With
PCB Mount Retention Type	Retention Leg
Mating Retention	With
Mating Retention Type	Latch
Connector Mounting Type	Panel Mount & Board Mount

### Body Features

Shield Plating Material	Nickel
Insert Material	PBT
Shield Material	Die Cast Metal
Shell Plating Material	Nickel
Mating Feature Material	Steel
Mating Feature Plating Material	Nickel
Primary Product Color	Black
Connector Profile	Standard

### Contact Features

Contact Underplating Material	Nickel
	30 µin
Contact Options	Installed
Contact Mating Area Plating Material	Gold
Contact Base Material	Copper Alloy
PCB Contact Termination Area Plating Material	Tin
Contact Shape & Form	Rectangular
Contact Current Rating (Max)	1 A

### Dimensions

PCB Thickness (Recommended)	1.6 mm[.063 in]
Row-to-Row Spacing	1.9 mm[.075 in]

### Housing Features

Housing Material	Thermoplastic Polyester - Glass-Filled
Shell Material	Steel
Centerline (Pitch)	1.27 mm[.05 in]

### Configuration Features

--	--



Number of Signal Positions	20
Number of Positions	20
Number of Rows	2
PCB Mount Orientation	Right Angle

### Product Type Features

Shell Material Configuration	Full Metal Shell
Connector & Housing Type	Receptacle
Connector System	Board-to-Board
Connector Shell Size	2
Connector & Contact Terminates To	Printed Circuit Board

### Usage Conditions

Operating Temperature Range	-40 – 85 °C[-40 – 185 °F]
-----------------------------	---------------------------

### Other

EU RoHS Compliance	Compliant
EU ELV Compliance	Compliant

### Product Compliance

[For compliance documentation, visit the product page on TE.com>](#)

EU RoHS Directive 2011/65/EU	Compliant
EU ELV Directive 2000/53/EC	Compliant
China RoHS 2 Directive MIIT Order No 32, 2016	No Restricted Materials Above Threshold
EU REACH Regulation (EC) No. 1907/2006	Current ECHA Candidate List: JUNE 2024 (241) Candidate List Declared Against: JUNE 2024 (241) Does not contain REACH SVHC
Halogen Content	Not Low Halogen - contains Br or Cl > 900 ppm.
Solder Process Capability	Not reviewed for solder process capability

#### Product Compliance Disclaimer

This information is provided based on reasonable inquiry of our suppliers and represents our current actual knowledge based on the information they provided. This information is subject to change. The part numbers that TE has identified as EU RoHS compliant have a maximum concentration of 0.1% by weight in homogenous materials for lead, hexavalent chromium, mercury, PBB, PBDE, DBP, BBP, DEHP, DIBP, and 0.01% for cadmium, or qualify for an exemption to these limits as defined in the Annexes of Directive 2011/65/EU (RoHS2). Finished electrical and electronic equipment products will be CE marked as required by Directive 2011/65/EU. Components may not be CE marked. Additionally, the part numbers that TE has identified as EU ELV compliant have a maximum concentration of 0.1% by weight in homogenous materials for lead, hexavalent chromium, and mercury, and 0.01% for cadmium, or qualify for an exemption to these limits



as defined in the Annexes of Directive 2000/53/EC (ELV). Regarding the REACH Regulation, the information TE provides on SVHC in articles for this part number is based on the latest European Chemicals Agency (ECHA) 'Guidance on requirements for substances in articles' posted at this URL: <https://echa.europa.eu/guidance-documents/guidance-on-reach>

## Compatible Parts




TE Part # 2-2232346-1  
SCSI .050 PLUG ASS'Y 20P

## Also in the Series | SCSI Connectors



PCB D-Sub Connectors(8)




Solder D-Sub Connectors(8)

## Customers Also Bought



TE Part #1-2271451-4  
14 PIN BTB CONNECTOR, PIN HDR ASSEMBLY



TE Part #284510-6  
6P TERMI-BLOK PLUG CON VITI



TE Part #2170463-1  
MJ,INV,1X1,PNL G.,100"ST,SN



TE Part #216398-4  
48P.IEC-C MALE CONN



TE Part #106276-4  
32P.IEC-C/2 M.CONN.



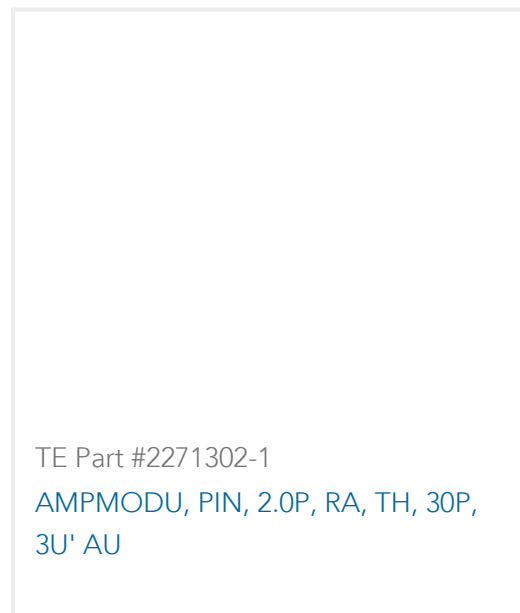
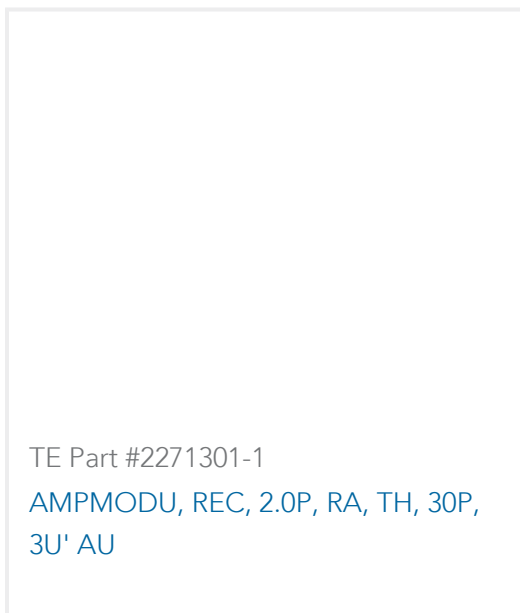
TE Part #5-2232516-1  
SCSI .050 REC ASS'Y 50P PB-FREE



TE Part #2013504-1  
ME CONN MOLD TYPE JACK CAP



TE Part #5650187-1  
CONN SEC II 17 POS 100 C/L R/A



## Documents

### Product Drawings

[SCSI .050 REC ASS'Y 20P PB-FRE](#)

English

### CAD Files

[3D PDF](#)

3D

**Customer View Model**

[ENG\\_CVM\\_CVM\\_2-2232516-1\\_A.2d\\_dxf.zip](#)

English

**Customer View Model**

[ENG\\_CVM\\_CVM\\_2-2232516-1\\_A.3d\\_igs.zip](#)

English

**Customer View Model**

[ENG\\_CVM\\_CVM\\_2-2232516-1\\_A.3d\\_stp.zip](#)

English

By downloading the CAD file I accept and agree to the [Terms and Conditions](#) of use.

### Product Specifications

[Product Specification](#)

English

[CHAMP.050 Series\(II\) Connector Wire to Board Type](#)

English

[Product Specification](#)

English