

2-216791-6 ✓ ACTIVE

AMP-LATCH | AMP-LATCH DIL-PLUG

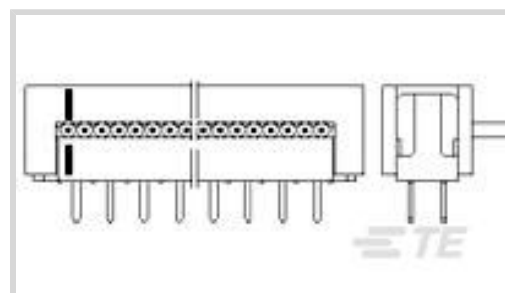
TE Internal #: 2-216791-6

Wire-to-Board, 26 Position, 2.54 mm [.1 in] Centerline, Vertical,
Through Hole - Solder, 2 Row, Plug, AMP-LATCH DIL-PLUG,
Ribbon Cable Connectors

[View on TE.com >](#)



Connectors > PCB Connectors > Wire-to-Board Connectors > FFC, FPC & Ribbon Connectors > Ribbon Cable Connectors



Connector System: **Wire-to-Board**

Number of Positions: **26**

Centerline (Pitch): **2.54 mm [.1 in]**

PCB Mount Retention: **With**

PCB Mount Retention Type: **Boardlock**

Features

Body Features

Primary Product Color	Gray
-----------------------	------

Contact Features

PCB Contact Termination Area Plating Material Thickness	3 – 5.1 μm [118.11 – 200.79 μin]
Contact Mating Area Plating Material	Tin
Wire Contact Termination Area Plating Thickness	3 – 5.1 μm [118.11 – 200.79 μin]
PCB Contact Termination Area Plating Material	Tin
Wire Contact Termination Area Plating Material	Tin
Contact Current Rating (Max)	1 A

Termination Features

Rectangular Termination Post & Tail Width	.5 mm[.02 in]
Rectangular Termination Post & Tail Thickness	.32 mm[.013 in]
Termination Method to Wire & Cable	Insulation Displacement (IDC)
Termination Method to PCB	Through Hole - Solder

Product Type Features

Ribbon Cable Connector Header Type	Shrouded
Connector Product Type	Connector Assembly
Connector System	Wire-to-Board
Connector & Housing Type	Plug



Connector & Contact Terminates To	Printed Circuit Board, Wire & Cable
-----------------------------------	-------------------------------------

Configuration Features

Number of Positions	26
PCB Mount Orientation	Vertical
Number of Rows	2

Mechanical Attachment

PCB Mount Retention	With
PCB Mount Retention Type	Boardlock
Mating Retention	Without
Connector Mounting Type	Board Mount

Housing Features

Centerline (Pitch)	2.54 mm [.1 in]
--------------------	-----------------

Dimensions

Row-to-Row Spacing	2.54 mm [.1 in]
--------------------	-----------------

Usage Conditions

Operating Temperature Range	-65 – 105 °C [-85 – 221 °F]
-----------------------------	-----------------------------

Operation/Application

Circuit Application	Signal
---------------------	--------

Other

EU RoHS Compliance	Compliant
EU ELV Compliance	Compliant

Product Compliance

[For compliance documentation, visit the product page on TE.com>](#)

EU RoHS Directive 2011/65/EU	Compliant
EU ELV Directive 2000/53/EC	Compliant
China RoHS 2 Directive MIIT Order No 32, 2016	No Restricted Materials Above Threshold
EU REACH Regulation (EC) No. 1907/2006	Current ECHA Candidate List: JUNE 2024 (241) Candidate List Declared Against: JUNE 2024 (241) Does not contain REACH SVHC
Halogen Content	Not Low Halogen - contains Br or Cl > 900 ppm.

Solder Process Capability

Wave solder capable to 265°C


Product Compliance Disclaimer

This information is provided based on reasonable inquiry of our suppliers and represents our current actual knowledge based on the information they provided. This information is subject to change. The part numbers that TE has identified as EU RoHS compliant have a maximum concentration of 0.1% by weight in homogenous materials for lead, hexavalent chromium, mercury, PBB, PBDE, DBP, BBP, DEHP, DIBP, and 0.01% for cadmium, or qualify for an exemption to these limits as defined in the Annexes of Directive 2011/65/EU (RoHS2). Finished electrical and electronic equipment products will be CE marked as required by Directive 2011/65/EU. Components may not be CE marked. Additionally, the part numbers that TE has identified as EU ELV compliant have a maximum concentration of 0.1% by weight in homogenous materials for lead, hexavalent chromium, and mercury, and 0.01% for cadmium, or qualify for an exemption to these limits as defined in the Annexes of Directive 2000/53/EC (ELV). Regarding the REACH Regulation, the information TE provides on SVHC in articles for this part number is based on the latest European Chemicals Agency (ECHA) 'Guidance on requirements for substances in articles' posted at this URL: <https://echa.europa.eu/guidance-documents/guidance-on-reach>

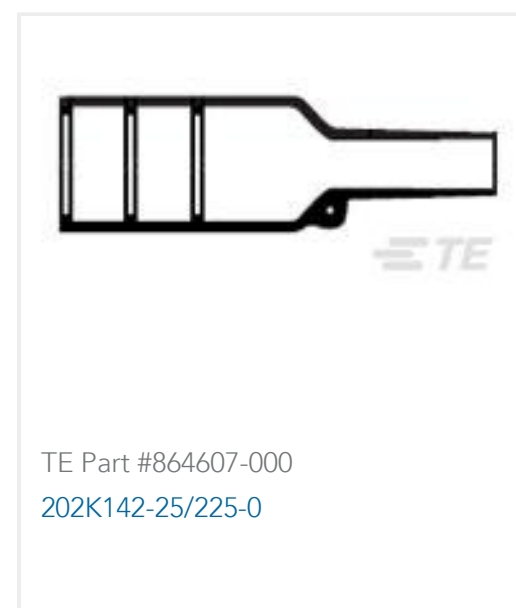
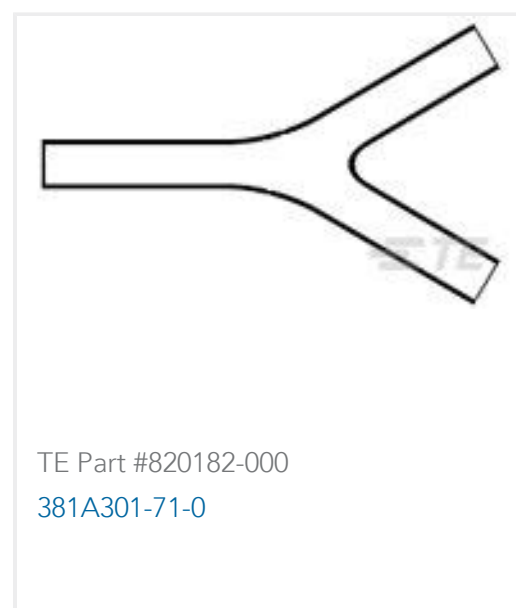
Compatible Parts



Also in the Series | AMP-LATCH DIL-PLUG



Customers Also Bought





TE Part #2820293019
44A0111-20-9



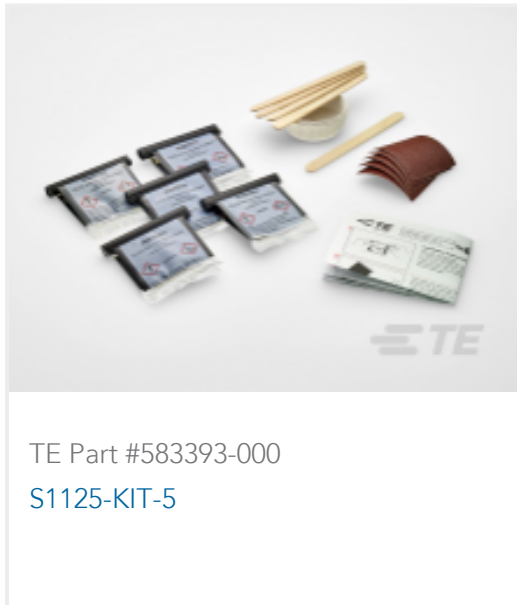
TE Part #1462037-1
IM01GR=IM RELAY 140mW 3V



TE Part #CAT-T3437-T548
TMS-SCE Military Grade Sleeves



TE Part #1-2176331-2
CRGP 2512 82R 1%



TE Part #583393-000
S1125-KIT-5

Documents

Product Drawings

26P LATCH DIL-STECK

English

CAD Files

3D PDF

3D

Customer View Model

[ENG_CVM_CVM_2-216791-6_B.2d_dxf.zip](#)

English

Customer View Model

[ENG_CVM_CVM_2-216791-6_B.3d_igs.zip](#)

English

Customer View Model

[ENG_CVM_CVM_2-216791-6_B.3d_stp.zip](#)

English

By downloading the CAD file I accept and agree to the [Terms and Conditions](#) of use.

Product Specifications

Application of AMP-LATCH, Ribbon Cable Connectors

English

Application Specification

English

Agency Approvals

UL Report

English

2-216791-6

Wire-to-Board, 26 Position, 2.54 mm [.1 in] Centerline, Vertical, Through Hole - Solder, 2 Row, Plug, AMP-LATCH DIL-PLUG, Ribbon Cable Connectors

