




Connectors > Connector Accessories > Connector Hardware



Connector Hardware Accessory Type: **Holder**

Primary Product Color: **Ivory**

Primary Product Material: **PA 66**

Number of Positions: **22**

Operating Temperature (Max): **105 °C [ 221 °F ]**

## Features

### Housing Features

Centerline (Pitch)	2 mm [.079 in]
--------------------	----------------

### Packaging Features

Packaging Method	Bag
Packaging Quantity	1000

### Dimensions

Product Width	8.5 mm [.334 in]
Row-to-Row Spacing	6.5 mm
Product Length	26.3 mm [1.035 in]
Product Height	6.9 mm [.271 in]
Wire Size	30 – 22 AWG

### Product Type Features

Connector Hardware Accessory Type	Holder
Hardware Accessory Function	Mounting

### Configuration Features

Number of Positions	22
---------------------	----

### Body Features

Primary Product Color	Ivory
Primary Product Material	PA 66

### Usage Conditions

Operating Temperature (Max)	105 °C[221 °F]
Operating Temperature Range	-30 – 105 °C[-22 – 221 °F]

### Other

EU RoHS Compliance	Compliant
EU ELV Compliance	Compliant

### Product Compliance

[For compliance documentation, visit the product page on TE.com>](#)

EU RoHS Directive 2011/65/EU	Compliant
EU ELV Directive 2000/53/EC	Compliant
China RoHS 2 Directive MIIT Order No 32, 2016	No Restricted Materials Above Threshold
EU REACH Regulation (EC) No. 1907/2006	Current ECHA Candidate List: JUNE 2024 (241) Candidate List Declared Against: JUNE 2024 (241) Does not contain REACH SVHC
Halogen Content	Low Halogen - Br, Cl, F, I < 900 ppm per homogenous material. Also BFR/CFR/PVC Free
Solder Process Capability	Not applicable for solder process capability

#### Product Compliance Disclaimer

This information is provided based on reasonable inquiry of our suppliers and represents our current actual knowledge based on the information they provided. This information is subject to change. The part numbers that TE has identified as EU RoHS compliant have a maximum concentration of 0.1% by weight in homogenous materials for lead, hexavalent chromium, mercury, PBB, PBDE, DBP, BBP, DEHP, DIBP, and 0.01% for cadmium, or qualify for an exemption to these limits as defined in the Annexes of Directive 2011/65/EU (RoHS2). Finished electrical and electronic equipment products will be CE marked as required by Directive 2011/65/EU. Components may not be CE marked. Additionally, the part numbers that TE has identified as EU ELV compliant have a maximum concentration of 0.1% by weight in homogenous materials for lead, hexavalent chromium, and mercury, and 0.01% for cadmium, or qualify for an exemption to these limits as defined in the Annexes of Directive 2000/53/EC (ELV). Regarding the REACH Regulation, the information TE provides on SVHC in articles for this part number is based on the latest European Chemicals Agency (ECHA) 'Guidance on requirements for substances in articles' posted at this URL: <https://echa.europa.eu/guidance-documents/guidance-on-reach>

### Compatible Parts



TE Part # 2-292138-2  
CT DOUBLE ROW ASSY H 22P HDR N



TE Part # CAT-3980700-DRWBSV  
CT 2mm Dbl Row Assembly w/Boss:  
Vert.




TE Part # CAT-AM7017-H8172  
AMP COMMON TERMINATION  
HOUSINGS


## Also in the Series | AMP CT




Connector Contacts(8)




Connector Hardware(46)



PCB Headers & Receptacles(756)



Wire-to-Board Connector Assemblies  
& Housings(255)



Wire-to-Board Headers & Receptacles  
(756)

## Customers Also Bought



TE Part #206070-8  
CABLE CLAMP KIT #17



TE Part #DT04-2P  
REC, 2P, GRY, N



TE Part #DT06-2S  
PLG, 2P, GRY, N



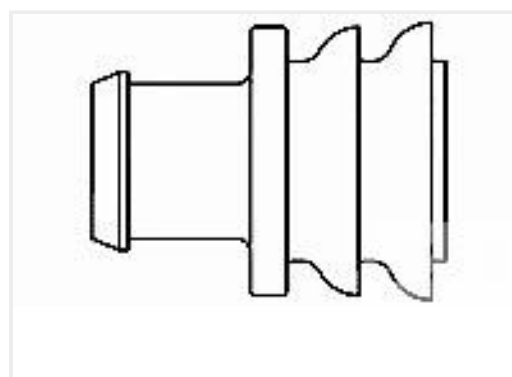
TE Part #CAT-D487-W416  
Wedgelocks: DEUTSCH DT



TE Part #CAT-D48-ST273  
DEUTSCH Solid Contacts



TE Part #CAT-AM71-CH8172  
AMP SUPERSEAL 1.5MM,  
CONNECTOR HOUSING



TE Part #281934-2  
SINGLE WIRE SEAL



## Documents

### Product Drawings

[CT DBL ROW HOLDER,MT,22P,NA](#)

English

---

### CAD Files

[3D PDF](#)

3D

Customer View Model

[ENG\\_CVM\\_CVM\\_2-179608-2\\_A4.2d\\_dxf.zip](#)

English

Customer View Model

[ENG\\_CVM\\_CVM\\_2-179608-2\\_A4.3d\\_igs.zip](#)

English

Customer View Model

[ENG\\_CVM\\_CVM\\_2-179608-2\\_A4.3d\\_stp.zip](#)

English

By downloading the CAD file I accept and agree to the [Terms and Conditions](#) of use.

---

### Product Specifications

[Application Specification](#)

English

[Application Specification](#)

English

[Crimping AMP 2.0mm Pitch CT Receptacle Contact](#)

English

---

### Agency Approvals

[CSA Certificate](#)

English

[CSA Certificate](#)

English