

2-1747052-5 ✓ ACTIVE

GRACE INERTIA 7.92

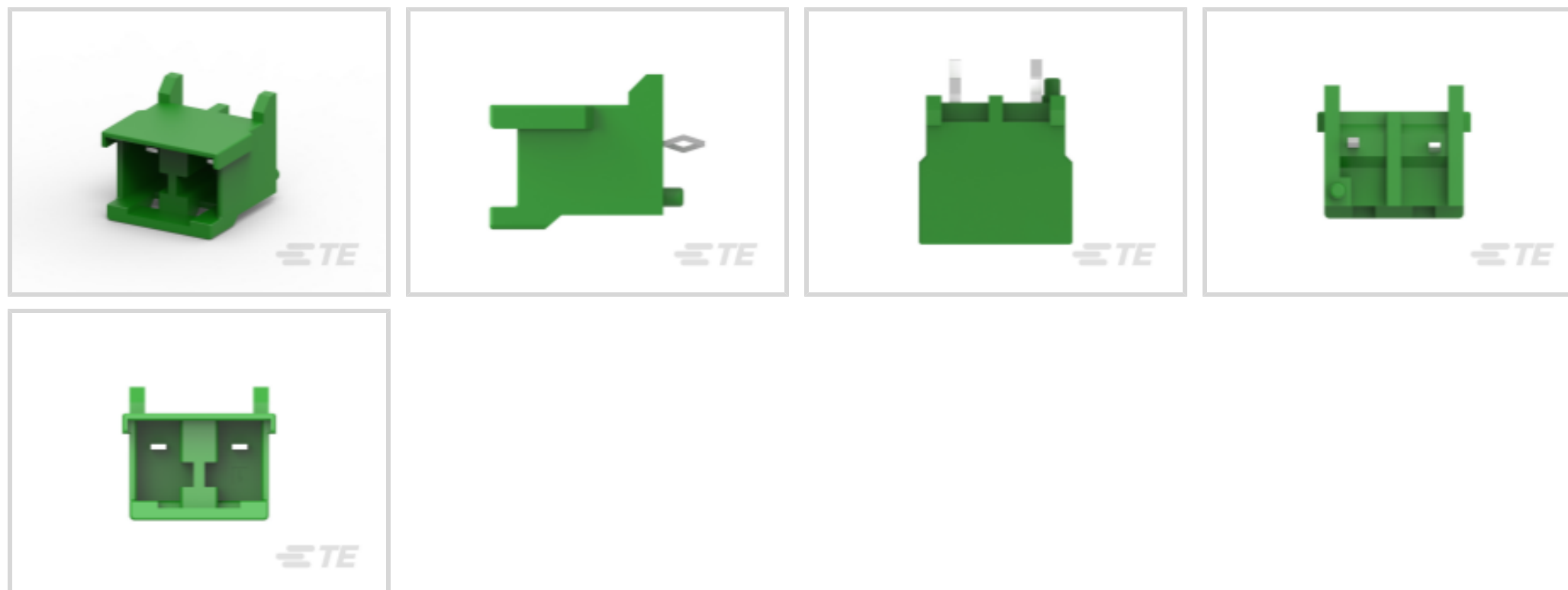
TE Internal #: 2-1747052-5

PCB Mount Header, Vertical, Wire-to-Board, 2 Position, 7.92 mm [.312 in] Centerline, Fully Shrouded, Tin, Through Hole - Solder, GRACE INERTIA 7.92

[View on TE.com >](#)



Connectors > PCB Connectors > PCB Headers & Receptacles



PCB Connector Assembly Type: **PCB Mount Header**

PCB Mount Orientation: **Vertical**

Connector System: **Wire-to-Board**

Number of Positions: **2**

Number of Rows: **1**

Features

Electrical Characteristics

Operating Voltage	300 VDC
-------------------	---------

Dimensions

Connector Width	11.75 mm[.462 in]
-----------------	-------------------

PCB Thickness (Recommended)	1.6 mm[.063 in]
-----------------------------	-----------------

Connector Height	14.5 mm[.57 in]
------------------	-----------------

Connector Length	14.97 mm[.589 in]
------------------	-------------------

Packaging Features

Packaging Quantity	250
--------------------	-----

Packaging Method	Bag
------------------	-----

Industry Standards

Glow Wire Rating	GWT 750°C (Without Flame)
------------------	---------------------------

UL Flammability Rating	UL 94V-0
------------------------	----------

Usage Conditions



Operating Temperature (Max)	105 °C[221 °F]
Operating Temperature Range	-40 – 105 °C[-40 – 221 °F]

Body Features

Connector & Keying Code	C
Primary Product Color	Green

Mechanical Attachment

Panel Mount Feature	Without
Mating Retention Type	Locking Window
Mating Retention	With
Mating Alignment Type	Keyed
PCB Mount Retention Type	Kinked
PCB Mount Alignment Type	Locating Posts
PCB Mount Retention	With
PCB Mount Alignment	With
Connector Mounting Type	Board Mount
Mating Alignment	With

Termination Features

Rectangular Termination Post & Tail Width	1.1 mm[.043 in]
Rectangular Termination Post & Tail Thickness	.5 mm[.02 in]
Termination Post & Tail Length	3.7 mm[.146 in]
Termination Method to PCB	Through Hole - Solder

Contact Features

Contact Underplating Material	Nickel
Contact Underplating Material Thickness	.8 – 3 µm[31.496 – 118.11 µin]
PCB Contact Termination Area Plating Material Finish	Matte
Contact Mating Area Plating Material Thickness	1 µm[39.37 µin]
Mating Tab Width	1.5 mm[.059 in]
PCB Contact Termination Area Plating Material Thickness	1 µm[39.36 µin]
Contact Shape & Form	Rectangular
Contact Layout	Inline
Contact Mating Area Length	6 mm[.236 in]
Contact Base Material	Copper Alloy
Mating Tab Thickness	.5 mm[.02 in]



PCB Contact Termination Area Plating Material	Tin
Contact Mating Area Plating Material Finish	Matte
Contact Mating Area Plating Material	Tin
Contact Type	Tab
Contact Current Rating (Max)	10 A

Housing Features

Mating Entry Location	Top
Housing Material	Nylon 6/6 GF
Centerline (Pitch)	7.92 mm [.312 in]

Configuration Features

Number of Columns	2
Number of Loaded Positions	2
Number of Power Positions	2
Connector Contact Load Condition	Fully Loaded
PCB Mount Orientation	Vertical
Number of Positions	2
Number of Rows	1

Product Type Features

Mixed & Hybrid Header	No
Connector Shape	Rectangular
PCB Connector Assembly Type	PCB Mount Header
Connector System	Wire-to-Board
Header Type	Fully Shrouded
Sealable	No
Connector & Contact Terminates To	Printed Circuit Board

Operation/Application

Circuit Application	Power
---------------------	-------

Other

EU RoHS Compliance	Compliant
EU ELV Compliance	Compliant

Product Compliance











[For compliance documentation, visit the product page on TE.com>](#)

EU RoHS Directive 2011/65/EU	Compliant
EU ELV Directive 2000/53/EC	Compliant
China RoHS 2 Directive MIIT Order No 32, 2016	No Restricted Materials Above Threshold
EU REACH Regulation (EC) No. 1907/2006	Current ECHA Candidate List: JUNE 2024 (241) Candidate List Declared Against: JUNE 2023 (235) Does not contain REACH SVHC
Halogen Content	Not Low Halogen - contains Br or Cl > 900 ppm.
Solder Process Capability	Wave solder capable to 265°C

Product Compliance Disclaimer

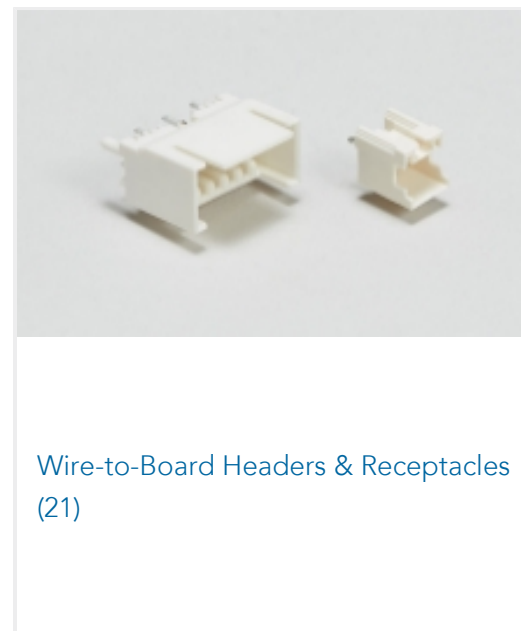
This information is provided based on reasonable inquiry of our suppliers and represents our current actual knowledge based on the information they provided. This information is subject to change. The part numbers that TE has identified as EU RoHS compliant have a maximum concentration of 0.1% by weight in homogenous materials for lead, hexavalent chromium, mercury, PBB, PBDE, DBP, BBP, DEHP, DIBP, and 0.01% for cadmium, or qualify for an exemption to these limits as defined in the Annexes of Directive 2011/65/EU (RoHS2). Finished electrical and electronic equipment products will be CE marked as required by Directive 2011/65/EU. Components may not be CE marked. Additionally, the part numbers that TE has identified as EU ELV compliant have a maximum concentration of 0.1% by weight in homogenous materials for lead, hexavalent chromium, and mercury, and 0.01% for cadmium, or qualify for an exemption to these limits as defined in the Annexes of Directive 2000/53/EC (ELV). Regarding the REACH Regulation, the information TE provides on SVHC in articles for this part number is based on the latest European Chemicals Agency (ECHA) 'Guidance on requirements for substances in articles' posted at this URL: <https://echa.europa.eu/guidance-documents/guidance-on-reach>

Compatible Parts

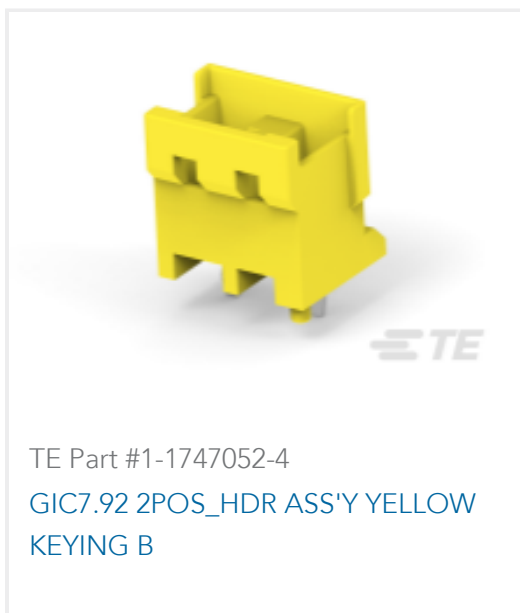
 TE Part # 1-1747052-1 GIC7.92 2POS_HEADER ASS'Y NAT KEYING B	 TE Part # 3-1747052-5 GIC7.92 2POS_HDR ASS'Y GREEN KEYING D	 TE Part # 1747052-3 GIC7.92 2POS_HEADER ASSY BLUE	 TE Part # 1-1747052-3 GIC7.92 2POS_HEADER ASS'Y BLUE KEYING B
 TE Part # 1-1747052-2 GIC 7.92MM CONN HDR ASS'Y 2POS RED	 TE Part # 1-1747052-5 GIC7.92 2POS_HDR ASS'Y GREEN KEYING B	 TE Part # 1747052-2 GIC7.92 2POS_HEADER ASS'Y RED KEYING A	 TE Part # 1747052-5 GRACE INERTIA CONNECTOR 7.92 2POS HEADER



Also in the Series | GRACE INERTIA 7.92



Customers Also Bought





Documents

Product Drawings

[GIC7.92 2POS_HDR ASS'Y GREEN KEYING C](#)

English

CAD Files

Customer View Model

[ENG_CVM_CVM_2-1747052-5_F.2d_dxf.zip](#)

English

3D PDF

3D

Customer View Model

[ENG_CVM_CVM_2-1747052-5_F.3d_igs.zip](#)

English

Customer View Model

[ENG_CVM_CVM_2-1747052-5_F.3d_stp.zip](#)

English

By downloading the CAD file I accept and agree to the [Terms and Conditions](#) of use.

Product Specifications

[Application Specification](#)

English