



CII

TE Internal #: 2-1617033-6

General Purpose Signal Relay, DC, Non-Polarized, Monostable, 2 Form C DPDT-CO, 2 A Contact Rating, 12 VDC Coil Voltage, .9 W Coil Power

[View on TE.com >](#)

Relays & Contactors > Electromechanical Relays

Relay & Contactor Type: **General Purpose Signal Relay**Current Type: **DC**Coil Magnetic System: **Non-Polarized, Monostable**Contact Arrangement: **2 Form C DPDT-CO**Contact Current Rating: **2 A**

Features

Usage Conditions

Operating Temperature Range	-65 – 125 °C[-85 – 257 °F]
Environmental Ambient Temperature (Max)	125 °C[257 °F]

Electrical Characteristics

Coil Resistance	160 Ω
Contact Switching Voltage (Max)	28 VDC
Contact Current Rating	2 A
Coil Voltage Rating	12 VDC
Coil Power Rating DC	.9 W

Operation/Application

Vibration Resistance	30G's, 10 – 3000Hz
Shock Resistance	100G's, 6ms
Current Type	DC
Coil Magnetic System	Non-Polarized, Monostable

Product Type Features

Relay & Contactor Type	General Purpose Signal Relay
------------------------	------------------------------

Configuration Features

Contact Arrangement	2 Form C DPDT-CO
---------------------	------------------



Body Features

Enclosure Type	Hermetically Sealed
----------------	---------------------

Termination Features

Main Termination & Connection Type	Solder Pins
Coil Termination & Connection Type	Solder Pins

Mechanical Attachment

Product Mount Type	Panel & Printed Circuit Board
--------------------	-------------------------------

Other

EU RoHS Compliance	Not Compliant
EU ELV Compliance	Not Compliant

Product Compliance

[For compliance documentation, visit the product page on TE.com>](#)

EU RoHS Directive 2011/65/EU	Not Compliant
EU ELV Directive 2000/53/EC	Not Compliant
China RoHS 2 Directive MIIT Order No 32, 2016	Restricted Materials Above Threshold
EU REACH Regulation (EC) No. 1907/2006	Current ECHA Candidate List: JUNE 2024 (241) Candidate List Declared Against: JAN 2024 (240) Does not contain REACH SVHC
Halogen Content	Low Halogen - Br, Cl, F, I < 900 ppm per homogenous material. Also BFR/CFR/PVC Free
Solder Process Capability	Not applicable for solder process capability




Product Compliance Disclaimer

This information is provided based on reasonable inquiry of our suppliers and represents our current actual knowledge based on the information they provided. This information is subject to change. The part numbers that TE has identified as EU RoHS compliant have a maximum concentration of 0.1% by weight in homogenous materials for lead, hexavalent chromium, mercury, PBB, PBDE, DBP, BBP, DEHP, DIBP, and 0.01% for cadmium, or qualify for an exemption to these limits as defined in the Annexes of Directive 2011/65/EU (RoHS2). Finished electrical and electronic equipment products will be CE marked as required by Directive 2011/65/EU. Components may not be CE marked. Additionally, the part numbers that TE has identified as EU ELV compliant have a maximum concentration of 0.1% by weight in homogenous materials for lead, hexavalent chromium, and mercury, and 0.01% for cadmium, or qualify for an exemption to these limits as defined in the Annexes of Directive 2000/53/EC (ELV). Regarding the REACH Regulations, TE's information on SVHC in articles for this part number is still based on the European Chemical Agency (ECHA) 'Guidance on requirements for substances in articles' (Version: 2, April 2011), applying the 0.1% weight on weight concentration threshold at the finished product level. TE is aware of the European Court of Justice ruling of September 10th, 2015 also known as O5A (Once An Article Always An Article) stating that, in case of 'complex object', the threshold for a SVHC must be applied to both the product as a whole and simultaneously to each of the articles forming part of its composition. TE has evaluated this ruling based on the new ECHA "Guidance on requirements for substances in articles" (June 2017, version 4.0) and will be updating its statements accordingly.

Compatible Parts



Customers Also Bought



Documents

[CAD Files](#)

[3D PDF](#)

[3D](#)

[Customer View Model](#)

[ENG_CVM_CVM_2-1617033-6_1.2d_dxf.zip](#)

English



Customer View Model

[ENG_CVM_CVM_2-1617033-6_1.3d_igs.zip](#)

English

Customer View Model

[ENG_CVM_CVM_2-1617033-6_1.3d_stp.zip](#)

English

By downloading the CAD file I accept and agree to the [Terms and Conditions](#) of use.

Datasheets & Catalog Pages

[5-1773450-5_sec1_HFW](#)

English