

2-1534073-4 ✓ ACTIVE

[RAST | RAST 5 IDC Connectors](#)

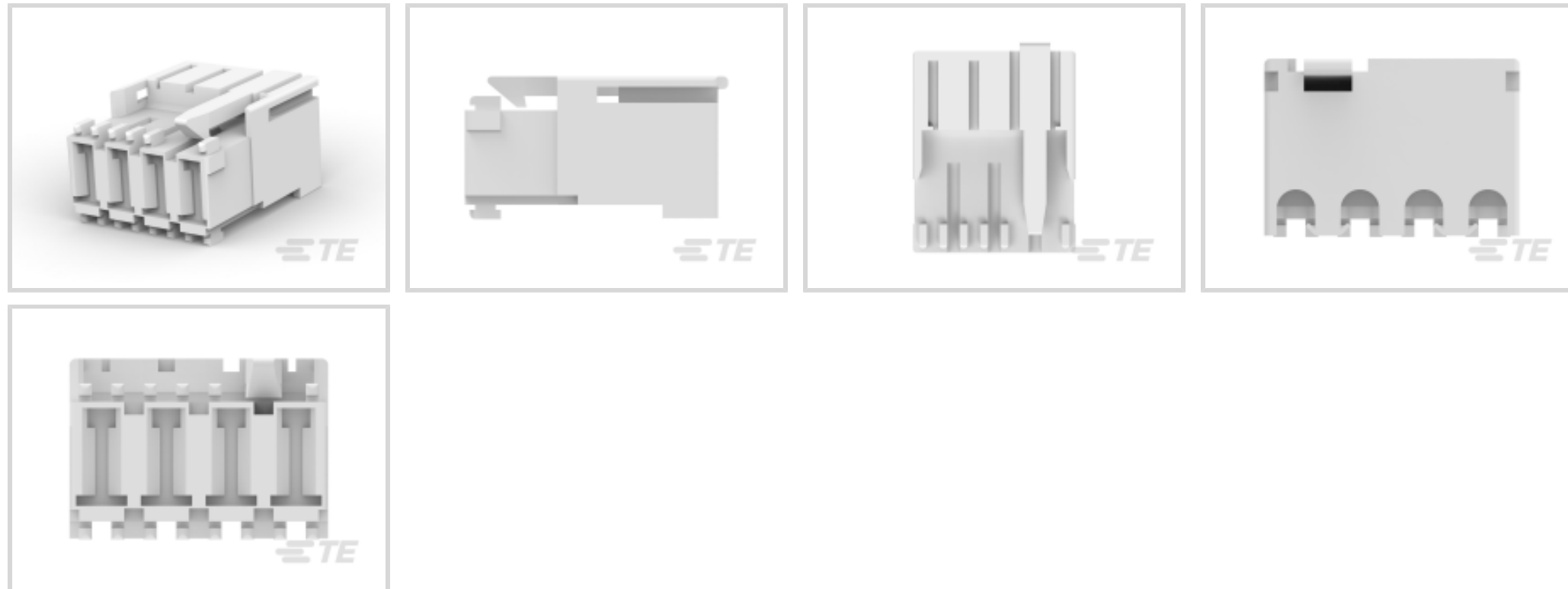
TE Internal #: 2-1534073-4

Connector Assembly, Receptacle, Insulation Displacement (IDC),
Wire-to-Board, Silver, UL 94V-2, RAST 5 IDC Connectors, Standard
Rectangular Connectors

[View on TE.com >](#)



Connectors > Rectangular Connectors > Standard Rectangular Connectors



Connector Product Type: **Connector Assembly**

Connector & Housing Type: **Receptacle**

Mating Alignment: **With**

Mating Alignment Type: **Keyed**

Mating Retention: **With**

Features

Body Features

Primary Product Color	Natural
-----------------------	---------

Electrical Characteristics

Operating Voltage	250 VAC
-------------------	---------

Housing Features

Housing Material	PA 6.6
Centerline (Pitch)	5 mm [.196 in]

Configuration Features

Number of Columns	4
Number of Loaded Positions	4
Contacts Preloaded	Yes
Number of Positions	4
Number of Rows	1

Industry Standards



Compatible With Agency/Standards Products	UL
UL Flammability Rating	UL 94V-2

Contact Features

Contact Layout	Inline
Wire Contact Termination Area Plating Material	Silver
Contact Mating Area Plating Material	Silver
Contact Retention Within Housing	Without
Contact Current Rating (Max)	16 A

Product Type Features

Connector Product Type	Connector Assembly
Connector & Housing Type	Receptacle
Connector System	Wire-to-Board
Sealable	No
Connector & Contact Terminates To	Wire & Cable

Mechanical Attachment

Mating Alignment	With
Mating Alignment Type	Keyed
Mating Retention	With
Mating Retention Type	Locking Latch
Connector Mounting Type	Cable Mount (Free-Hanging)

Termination Features

Termination Method to Wire & Cable	Insulation Displacement (IDC)
------------------------------------	-------------------------------

Usage Conditions

Operating Temperature Range	-40 – 110 °C[-40 – 230 °F]
-----------------------------	----------------------------

Operation/Application

Shielded	No
Circuit Application	Power

Other

EU RoHS Compliance	Compliant
EU ELV Compliance	Compliant

Product Compliance



[For compliance documentation, visit the product page on TE.com>](#)

EU RoHS Directive 2011/65/EU	Compliant
EU ELV Directive 2000/53/EC	Compliant
China RoHS 2 Directive MIIT Order No 32, 2016	No Restricted Materials Above Threshold
EU REACH Regulation (EC) No. 1907/2006	Current ECHA Candidate List: JUNE 2024 (241) Candidate List Declared Against: JUNE 2024 (241) Does not contain REACH SVHC
Halogen Content	Not Low Halogen - contains Br or Cl > 900 ppm.
Solder Process Capability	Not applicable for solder process capability


Product Compliance Disclaimer

This information is provided based on reasonable inquiry of our suppliers and represents our current actual knowledge based on the information they provided. This information is subject to change. The part numbers that TE has identified as EU RoHS compliant have a maximum concentration of 0.1% by weight in homogenous materials for lead, hexavalent chromium, mercury, PBB, PBDE, DBP, BBP, DEHP, DIBP, and 0.01% for cadmium, or qualify for an exemption to these limits as defined in the Annexes of Directive 2011/65/EU (RoHS2). Finished electrical and electronic equipment products will be CE marked as required by Directive 2011/65/EU. Components may not be CE marked. Additionally, the part numbers that TE has identified as EU ELV compliant have a maximum concentration of 0.1% by weight in homogenous materials for lead, hexavalent chromium, and mercury, and 0.01% for cadmium, or qualify for an exemption to these limits as defined in the Annexes of Directive 2000/53/EC (ELV). Regarding the REACH Regulation, the information TE provides on SVHC in articles for this part number is based on the latest European Chemicals Agency (ECHA) 'Guidance on requirements for substances in articles' posted at this URL: <https://echa.europa.eu/guidance-documents/guidance-on-reach>

Also in the Series | **RAST 5 IDC Connectors**




Connector Contacts(12)




Crimp Terminal Housings(39)




Insertion & Extraction Tools(1)




PCB Headers & Receptacles(417)



Power Contacts(3)



Standard Edge Connectors(31)



Wire-to-Board Headers & Receptacles (417)

Customers Also Bought



Documents

Product Drawings

1-4 POS. MULTIFIT MK2 ASSY

English

CAD Files

Customer View Model

[ENG_CVM_CVM_2-1534073-4_K.3d_igs.zip](#)

English

Customer View Model

[ENG_CVM_CVM_2-1534073-4_K.3d_stp.zip](#)

English

Customer View Model

[ENG_CVM_CVM_2-1534073-4_K.2d_dxf.zip](#)

English

3D PDF

3D

By downloading the CAD file I accept and agree to the [Terms and Conditions](#) of use.



Datasheets & Catalog Pages

[RAST Connector System Catalog](#)

English

Product Specifications

[Application Specification](#)

English

[Application Specification](#)

English

Agency Approvals

[UL Report](#)

English