

2-1445093-2 ✓ ACTIVE

MATE-N-LOK | Micro MATE-N-LOK

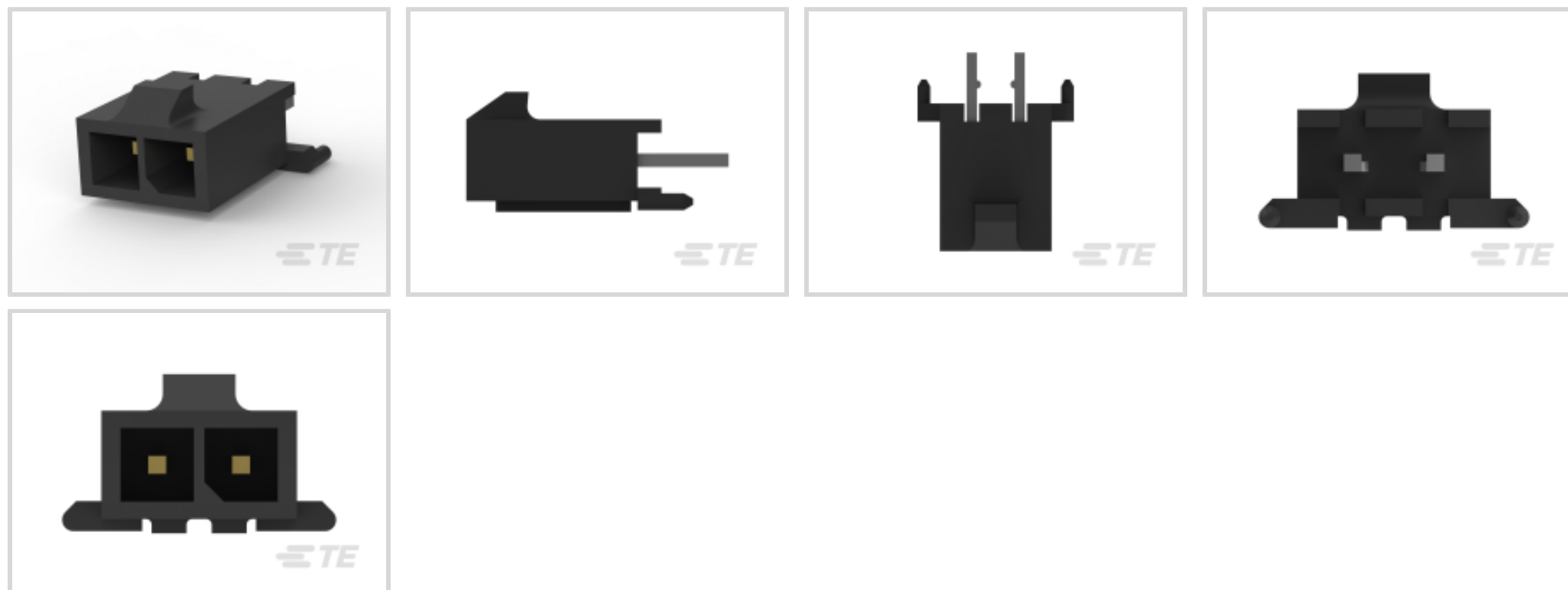
TE Internal #: 2-1445093-2

PCB Mount Header, Vertical, Wire-to-Board, 2 Position, 3 mm [.118 in] Centerline, Fully Shrouded, Gold (Au), Through Hole - Solder, Micro MATE-N-LOK

[View on TE.com >](#)



Connectors > PCB Connectors > PCB Headers & Receptacles



PCB Connector Type: **PCB Mount Header**

PCB Mount Orientation: **Vertical**

Connector System: **Wire-to-Board**

Number of Positions: **2**

Centerline (Pitch): **3 mm [.118 in]**

Features

Product Type Features

Mixed & Hybrid Header	No
Connector Shape	Rectangular
PCB Connector Type	PCB Mount Header
Connector System	Wire-to-Board
Header Type	Fully Shrouded
Sealable	No
Connector & Contact Terminates To	Printed Circuit Board
Connector Product Type	Connector Assembly

Configuration Features

Number of Columns	2
Number of Loaded Positions	2
Connector Contact Load Condition	Fully Loaded
PCB Mount Orientation	Vertical
Number of Positions	2



Number of Rows	1
----------------	---

Number of Power Positions	2
---------------------------	---

Electrical Characteristics

Operating Voltage	250 VDC
-------------------	---------

Body Features

Primary Product Color	Black
-----------------------	-------

Contact Features

Contact Underplating Material	Nickel
-------------------------------	--------

Contact Underplating Material Thickness	1.27 – 2.54 μm [50 – 100 μin]
---	--

PCB Contact Termination Area Plating Material Finish	Matte
--	-------

Contact Size	.64mm
--------------	-------

Mating Square Post Dimension	.64 mm[.025 in]
------------------------------	-----------------

PCB Contact Termination Area Plating Material Thickness	2.54 – 7.62 μm [100 – 300 μin]
---	---

Contact Shape & Form	Square
----------------------	--------

Contact Layout	Inline
----------------	--------

Contact Mating Area Length	4.15 mm[.163 in]
----------------------------	------------------

Contact Base Material	Brass
-----------------------	-------

Contact Mating Area Plating Material	Gold (Au)
--------------------------------------	-----------

Contact Mating Area Plating Material Thickness	.76 μm [30 μin]
--	--

Contact Type	Tab
--------------	-----

Contact Current Rating (Max)	5 A
------------------------------	-----

PCB Contact Termination Area Plating Material	Tin
---	-----

Termination Features

Termination Post & Tail Length	3.18 mm[.125 in]
--------------------------------	------------------

Square Termination Post & Tail Dimension	.64 mm[.025 in]
--	-----------------

Termination Method to PCB	Through Hole - Solder
---------------------------	-----------------------

Mechanical Attachment

Panel Mount Feature	Without
---------------------	---------

Mating Retention Type	Locking Tab
-----------------------	-------------

Mating Alignment Type	Polarization
-----------------------	--------------

PCB Mount Retention Type	Retention Bump
--------------------------	----------------

PCB Mount Alignment Type	Polarization
--------------------------	--------------



PCB Mount Alignment	With
---------------------	------

Mating Retention	With
------------------	------

PCB Mount Retention	With
---------------------	------

Connector Mounting Type	Board Mount
-------------------------	-------------

Mating Alignment	With
------------------	------

Housing Features

Mating Entry Location	Top
-----------------------	-----

Centerline (Pitch)	3 mm [.118 in]
--------------------	----------------

Housing Material	High Temperature Nylon
------------------	------------------------

Dimensions

Connector Width	3.86 mm [.152 in]
-----------------	-------------------

PCB Thickness (Recommended)	1.57 mm [.062 in]
-----------------------------	-------------------

Connector Height	9.24 mm [.364 in]
------------------	-------------------

Connector Length	7 mm [.276 in]
------------------	----------------

Usage Conditions

Operating Temperature (Max)	105 °C [221 °F]
-----------------------------	-----------------

Operating Temperature Range	-40 – 105 °C [-40 – 221 °F]
-----------------------------	-----------------------------

Operation/Application

Circuit Application	Power
---------------------	-------

Industry Standards

Compatible With Agency/Standards Products	CNR, USR
---	----------

UL Rating	Recognized
-----------	------------

Compatible With Approved Standards Products	UL E28476
---	-----------

Glow Wire Rating	GWT 750°C (Without Flame)
------------------	---------------------------

UL Flammability Rating	UL 94V-0
------------------------	----------

Packaging Features

Packaging Quantity	504
--------------------	-----

Packaging Method	Tray
------------------	------

Product Compliance

[For compliance documentation, visit the product page on TE.com>](#)

EU RoHS Directive 2011/65/EU	Compliant
------------------------------	-----------



EU ELV Directive 2000/53/EC

Compliant

China RoHS 2 Directive MIIT Order No 32, 2016

有害物质含量符合标准要求 No Restricted Substance(s) Above Threshold

EU REACH Regulation (EC) No. 1907/2006

Current ECHA Candidate List: JUNE 2025 (250)
Candidate List Declared Against: JUNE 2025 (250)
Does not contain REACH SVHC

Halogen Content

Low Halogen - Br, Cl, F < 900 ppm per homogenous material. Also BFR/CFR/PVC Free

Solder Process Capability

Reflow solder capable to 260°C

Product Compliance Disclaimer

This information is provided based on reasonable inquiry of our suppliers and represents our current actual knowledge based on the information they provided. This information is subject to change. The part numbers that TE has identified as EU RoHS compliant have a maximum concentration of 0.1% by weight in homogenous materials for lead, hexavalent chromium, mercury, PBB, PBDE, DBP, BBP, DEHP, DIBP, and 0.01% for cadmium, or qualify for an exemption to these limits as defined in the Annexes of Directive 2011/65/EU (RoHS2). Finished electrical and electronic equipment products will be CE marked as required by Directive 2011/65/EU. Components may not be CE marked. Additionally, the part numbers that TE has identified as EU ELV compliant have a maximum concentration of 0.1% by weight in homogenous materials for lead, hexavalent chromium, and mercury, and 0.01% for cadmium, or qualify for an exemption to these limits as defined in the Annexes of Directive 2000/53/EC (ELV). Regarding the REACH Regulation, the information TE provides on SVHC in articles for this part number is based on the latest European Chemicals Agency (ECHA) 'Guidance on requirements for substances in articles' posted at this URL: <https://echa.europa.eu/guidance-documents/guidance-on-reach>


Compatible Parts



Also in the Series | [Micro MATE-N-LOK](#)




Connector Contacts(27)



PCB Headers & Receptacles(371)




Power Contacts(27)




Rectangular Connector Housings(98)



Rectangular Power Connectors(469)



Standard Rectangular Connectors(98)



Wire-to-Board Connector Assemblies & Housings(27)

Customers Also Bought



TE Part #1-1416200-5
V23061C2005A302



TE Part #1534046-1
TAB HEADER ASSY 32POS



TE Part #1956240-3
V23061-C2007-A302



TE Part #1971845-7
7P, RAST 5 Tab Header, THV



TE Part #2-1971845-3
3P, RAST 5 Tab Header, THV



TE Part #7-1971845-3
3P, RAST 5 Tab Header, THV



TE Part #3-1971895-3
3P, RAST 5 Tab Header, THV



TE Part #2315411-1
8POS,TAB0.5X0.4,HDR ASSY,90DEG,
COD A



TE Part #2317525-1
2X5POS,NANOMQS,HDR ASSY,
180DEG,SMD,COD A



TE Part #5406514-2
MJ,RJ11,SMT,6/6,GRAY,13" REEL

Documents



Product Drawings

[MICRO MNL HDR ASSY S/ROW AU LF](#)

English

CAD Files

Customer View Model

[ENG_CVM_CVM_2-1445093-2_C.2d_dxf.zip](#)

English

[3D PDF](#)

3D

Customer View Model

[ENG_CVM_CVM_2-1445093-2_C.3d_igs.zip](#)

English

Customer View Model

[ENG_CVM_CVM_2-1445093-2_C.3d_stp.zip](#)

English

By downloading the CAD file I accept and agree to the [Terms and Conditions](#) of use.

Datasheets & Catalog Pages

[SOFT_SHELL_PIN_AND_SOCKET_CONNECTORS_CATALOG](#)

English

[MICRO MATE-N-LOK CONNECTOR SYSTEM](#)

English

Product Specifications

[Application Specification](#)

English

Agency Approvals

[UL Report](#)

English