

T9AS1D12-9 ✓ ACTIVE

Potter & Brumfield | Potter & Brumfield T9A

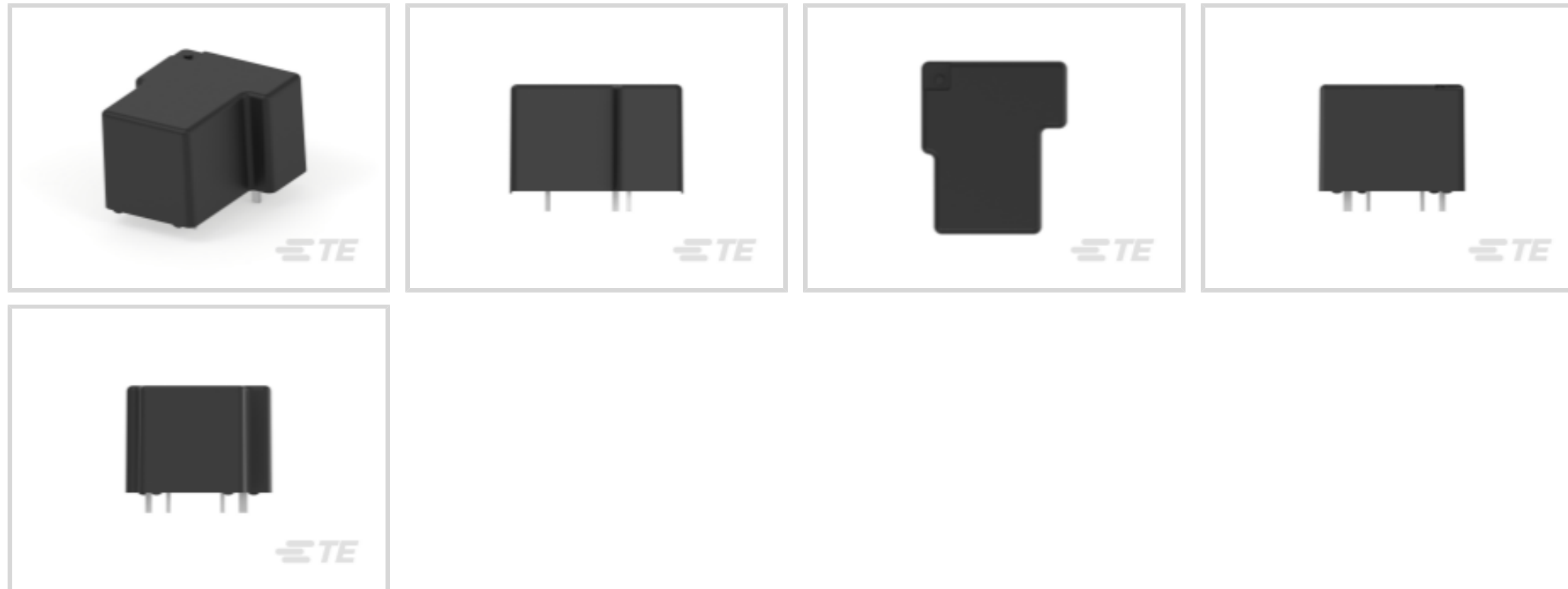
TE Internal #: 2-1393210-2

General Purpose Power Relay, DC, Monostable, 1 Form A SPST-NO, 30 A Contact Rating, 9 VDC Coil Voltage, Potter & Brumfield T9A

[View on TE.com >](#)



Relays & Contactors > Electromechanical Relays > PCB Power Relay: 30 Amp, Monostable DC



Relay & Contactor Type: **General Purpose Power Relay**

Current Type: **DC**

Coil Magnetic System: **Monostable**

Contact Arrangement: **1 Form A SPST-NO**

Contact Current Rating: **30 A**

[All PCB Power Relay: 30 Amp, Monostable DC \(57\)](#)

Features

Contact Features

Contact Material	Silver Cadmium Oxide
------------------	----------------------

Dimensions

Insulation Clearance Between Contact & Coil	3.18 mm[.125 in]
Insulation Creepage Between Contact & Coil	6.36 mm[.25 in]
Product Width	27.43 mm[1.08 in]
Product Length	32.51 mm[1.28 in]
Product Height	20.4 mm[.803 in]

Packaging Features

Packaging Method	Box & Tray, Bundle
------------------	--------------------

Other

Coil Power Rating Class	.8 – 1 W
Contact Current Class	16 A



Environmental Ambient Temperature Class	70 – 85 °C
Height Class (Mechanical)	25 – 30 mm
Length Class (Mechanical)	30 – 35 mm
Width Class (Mechanical)	25 – 30 mm
EU RoHS Compliance	Compliant with Exemptions
EU ELV Compliance	Compliant

Usage Conditions

Operating Temperature Range	-55 – 85 °C[-67 – 185 °F]
Environmental Category of Protection	RTIII
Environmental Ambient Temperature (Max)	85 °C[185 °F]

Body Features

Product Weight	26 g[.918 oz]
Primary Product Color	Black
Enclosure Type	Flux Resistant Automatic Soldering & Washable

Electrical Characteristics

Contact Limiting Short-Time Current	30 A
Contact Limiting Making Current	30 A
Contact Limiting Continuous Current	30 A
Contact Limiting Breaking Current	30 A
Insulation Initial Dielectric Between Open Contacts	1500 Vrms
Insulation Initial Dielectric Between Adjacent Contacts	1500 Vrms
Coil Current	.111 A
Contact Switching Voltage (Max)	277 VAC
Contact Switching Load (Min)	1000mA @ 5V
Coil Resistance	81 Ω
Insulation Initial Resistance	1000 MΩ
Contact Current Rating	30 A
Coil Voltage Rating	9 VDC
Contact Voltage Rating	277 VAC
Coil Power Rating DC	1 W
Insulation Initial Dielectric Between Contacts & Coil	2500 Vrms

Configuration Features



Contact Number of Poles	1
Coil Special Features	UL Coil Insulation Class F
Contact Arrangement	1 Form A SPST-NO

Operation/Application

Solder Process	Wave Solder
Current Type	DC
Coil Magnetic System	Monostable

Product Type Features

Relay & Contactor Type	General Purpose Power Relay
------------------------	-----------------------------

Termination Features

Main Termination & Connection Type	Solder Pins
Coil Termination & Connection Type	Solder Pins

Mechanical Attachment

Product Mount Type	Board Mount
--------------------	-------------

Product Compliance

[For compliance documentation, visit the product page on TE.com>](#)

EU RoHS Directive 2011/65/EU	Compliant with Exemptions
EU ELV Directive 2000/53/EC	Compliant
China RoHS 2 Directive MIIT Order No 32, 2016	Restricted Materials Above Threshold
EU REACH Regulation (EC) No. 1907/2006	Current ECHA Candidate List: JUNE 2024 (241) Candidate List Declared Against: JUNE 2024 (241) SVHC > Threshold: Cadmium oxide (3.18% in Component Part) Article Safe Usage Statements: Use personal protective equipment as required. Do not eat, drink or smoke when using this product. Recycle if possible and dispose of the article by following all applicable governmental regulations relevant to your geographic location.
Halogen Content	Not Low Halogen - contains Br or Cl > 900 ppm.
Solder Process Capability	Wave solder capable to 260°C

Product Compliance Disclaimer

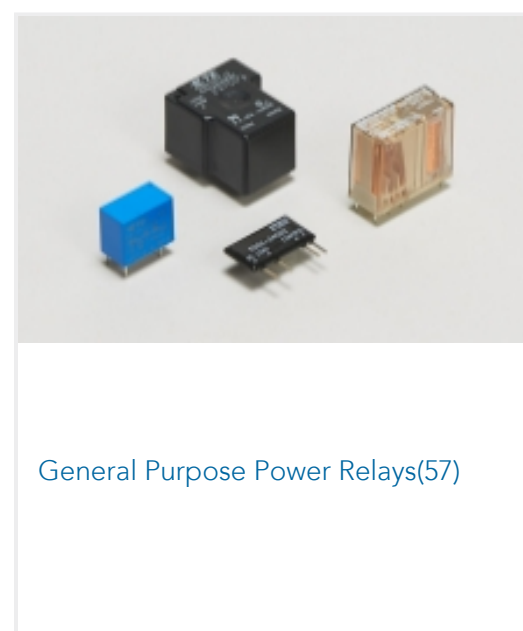
This information is provided based on reasonable inquiry of our suppliers and represents our current actual knowledge based on the information they provided. This information is subject to change. The part numbers that TE has identified as EU RoHS compliant have a maximum concentration of 0.1% by weight in homogenous materials for lead, hexavalent chromium, mercury, PBB, PBDE, DBP, BBP, DEHP, DIBP, and 0.01% for cadmium, or qualify for an exemption to these limits as defined in the Annexes of Directive 2011/65/EU (RoHS2). Finished electrical and electronic equipment products

will be CE marked as required by Directive 2011/65/EU. Components may not be CE marked. Additionally, the part numbers that TE has identified as EU ELV compliant have a maximum concentration of 0.1% by weight in homogenous materials for lead, hexavalent chromium, and mercury, and 0.01% for cadmium, or qualify for an exemption to these limits as defined in the Annexes of Directive 2000/53/EC (ELV). Regarding the REACH Regulation, the information TE provides on SVHC in articles for this part number is based on the latest European Chemicals Agency (ECHA) 'Guidance on requirements for substances in articles' posted at this URL: <https://echa.europa.eu/guidance-documents/guidance-on-reach>

Compatible Parts

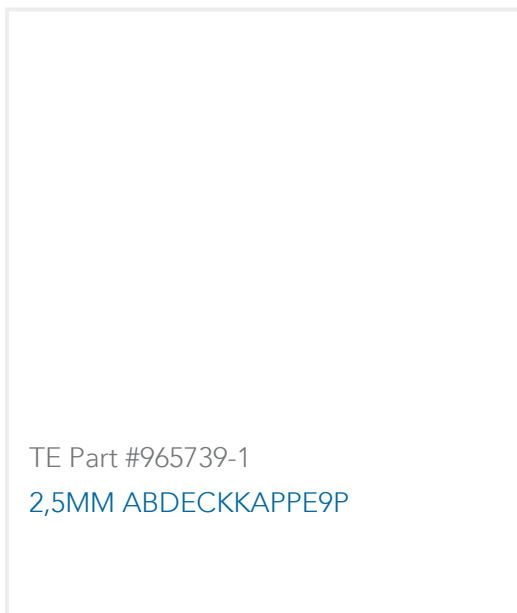


Also in the Series | Potter & Brumfield T9A



Customers Also Bought





Documents

CAD Files

Customer View Model

[ENG_CVM_CVM_2-1393210-2_L1.3d_stp.zip](#)

English

Customer View Model

[ENG_CVM_CVM_2-1393210-2_L1.2d_dxf.zip](#)

English

Customer View Model

[ENG_CVM_CVM_2-1393210-2_L1.3d_igs.zip](#)

English

3D PDF

3D

By downloading the CAD file I accept and agree to the [Terms and Conditions](#) of use.

Datasheets & Catalog Pages

T9A Relay Datasheet

English

Product Specifications

Definitions General Purpose Relays

English

Agency Approvals

Agency Approval Document

English