

2-1355200-1 ✓ ACTIVE

AMP MCP Connector System, AMP MCP 2.8


TE Internal #: 2-1355200-1

2 Position Housing, Housing for Female Terminals, Wire-to-Wire, 6 mm [.236 in] Centerline, Sealable, Natural, Wire & Cable, Power, Hybrid

[View on TE.com >](#)



Connectors > Automotive Connectors > Automotive Housings > AMP MCP, SEALED CONNECTOR HOUSING



Number of Positions: 2

Connector & Housing Type: **Housing for Female Terminals**

Mating Tab Width: 2.8 mm [.11 in]

Connector System: **Wire-to-Wire**

Centerline (Pitch): 6 mm [.236 in]

[All AMP MCP, SEALED CONNECTOR HOUSING \(130\)](#)

Features

Industry Standards

IP Rating	IP67
UL Flammability Rating	UL 94HB

Dimensions

Product Width	33 mm[1.299 in]
Product Length	25 mm[.984 in]
Connector Height	22.7 mm[.894 in]

Packaging Features

Packaging Method	Container
Packaging Quantity	1000

Mechanical Attachment

Strain Relief	Without
Terminal Position Assurance	Yes



Mating Alignment Type	Keyed
Mating Alignment	With
Connector Mounting Type	Cable Mount (Free-Hanging)

Other

Serviceable	Yes
Connector Position Assurance Capable	No
EU RoHS Compliance	Compliant
EU ELV Compliance	Compliant

Body Features

Cable Exit Angle	180°
Primary Product Color	Natural
Connector & Keying Code	B

Housing Features

Housing Material	PA GF
Centerline (Pitch)	6 mm [.236 in]

Contact Features

Contact Size	2.8mm
Contact Type	Receptacle
Mating Tab Width	2.8 mm [.11 in]
Contact Current Rating (Max)	35 A

Product Type Features

Mixed & Hybrid Connector	No
Connector Shape	Rectangular
Connector & Housing Type	Housing for Female Terminals
Connector System	Wire-to-Wire
Sealable	Yes
Primary Locking Feature	On the Terminal
Connector & Contact Terminates To	Wire & Cable

Configuration Features

Number of Positions	2
Number of Rows	1

Electrical Characteristics



Nominal Voltage Architecture	25 V
------------------------------	------

Usage Conditions

Operating Temperature (Max)	80 °C, 90 °C, 100 °C, 85 °C, 75 °C, 70 °C [167 °F][158 °F][176 °F][194 °F][185 °F][212 °F]
Operating Temperature Range	-30 – 100 °C[-22 – 212 °F]

Operation/Application

Circuit Application	Power
---------------------	-------

Product Compliance

[For compliance documentation, visit the product page on TE.com>](#)

EU RoHS Directive 2011/65/EU	Compliant
EU ELV Directive 2000/53/EC	Compliant
China RoHS 2 Directive MIIT Order No 32, 2016	No Restricted Materials Above Threshold
EU REACH Regulation (EC) No. 1907/2006	Current ECHA Candidate List: JUNE 2024 (241) Candidate List Declared Against: JUNE 2024 (241) Does not contain REACH SVHC
Halogen Content	Low Halogen - Br, Cl, F, I < 900 ppm per homogenous material. Also BFR/CFR/PVC Free
Solder Process Capability	Not applicable for solder process capability

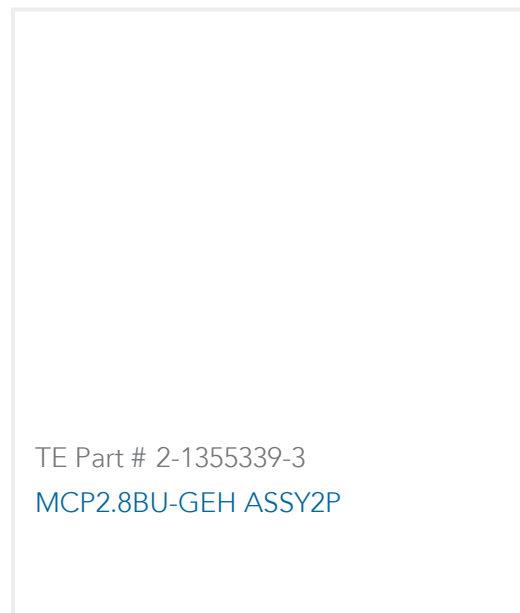
Product Compliance Disclaimer

This information is provided based on reasonable inquiry of our suppliers and represents our current actual knowledge based on the information they provided. This information is subject to change. The part numbers that TE has identified as EU RoHS compliant have a maximum concentration of 0.1% by weight in homogenous materials for lead, hexavalent chromium, mercury, PBB, PBDE, DBP, BBP, DEHP, DIBP, and 0.01% for cadmium, or qualify for an exemption to these limits as defined in the Annexes of Directive 2011/65/EU (RoHS2). Finished electrical and electronic equipment products will be CE marked as required by Directive 2011/65/EU. Components may not be CE marked. Additionally, the part numbers that TE has identified as EU ELV compliant have a maximum concentration of 0.1% by weight in homogenous materials for lead, hexavalent chromium, and mercury, and 0.01% for cadmium, or qualify for an exemption to these limits as defined in the Annexes of Directive 2000/53/EC (ELV). Regarding the REACH Regulation, the information TE provides on SVHC in articles for this part number is based on the latest European Chemicals Agency (ECHA) 'Guidance on requirements for substances in articles' posted at this URL: <https://echa.europa.eu/guidance-documents/guidance-on-reach>

Compatible Parts



TE Part # 1-1703543-2
2POS,TAB 2.8X0.8,TAB HSG,ASSY



TE Part # 2-1355339-3
MCP2.8BU-GEH ASSY2P



TE Part # 1452859-1
2 WAY MCP BLANKING COVER




TE Part # CAT-AM705-T273
AMP MCP, RECEPTACLE AND TAB

Also in the Series | AMP MCP 2.8



Automotive Connector Caps & Covers
(24)




Automotive Connector Locks &
Position Assurance(4)



Automotive Headers(31)



Automotive Housings(265)




Automotive Terminals(7)



Connector Seals & Cavity Plugs(5)




Insertion & Extraction Tools(13)



Module Components(1)



Other Automotive Connector
Accessories(2)




PCB Headers & Receptacles(31)

Also in the Series | AMP MCP Connector System




Automotive Connector Caps & Covers (24)




Automotive Connector Locks & Position Assurance (4)



Automotive Headers (31)




Automotive Housings (265)



Automotive Terminals (7)




Connector Seals & Cavity Plugs (5)




Insertion & Extraction Tools (13)



Other Automotive Connector Accessories (2)



PCB Headers & Receptacles (31)



Wire-to-Board Headers & Receptacles (30)

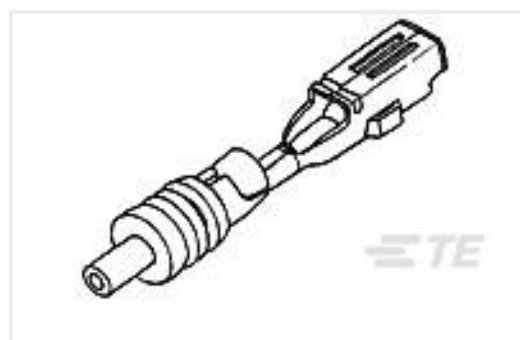
Customers Also Bought



TE Part #1939351-1
1.0 SEALED RECEPTACLE CONTACT Sn



TE Part #1554723-1
1.0 SEALED RECEPTACLE CONTACT



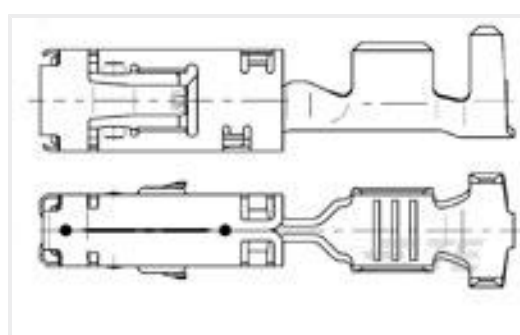
TE Part #171630-5
E-J MK-2 070 REC CONT



TE Part #2201289-1
1.0 SEALED RECEPTACLE CONTACT SS-SIZE SN



TE Part #1670789-1
2. LOCK



TE Part #967543-1
SENSOR FLA-KONT 2,8



TE Part #2822363-1
EJ-2 DBL LOCK PLUG 2P ASSY B



TE Part #1-2112780-9
18POS, MIXED, REC HSG, ASSY, SEALED



Documents

Product Drawings

[MCP2,8BU-GEH ASSY2P](#)

English

CAD Files

[3D PDF](#)

3D

Customer View Model

[ENG_CVM_CVM_2-1355200-1_D.2d_dxf.zip](#)

English

Customer View Model

[ENG_CVM_CVM_2-1355200-1_D.3d_igs.zip](#)

English

Customer View Model

[ENG_CVM_CVM_2-1355200-1_D.3d_stp.zip](#)

English

By downloading the CAD file I accept and agree to the [Terms and Conditions](#) of use.

Product Specifications

[Product Specification](#)

English