



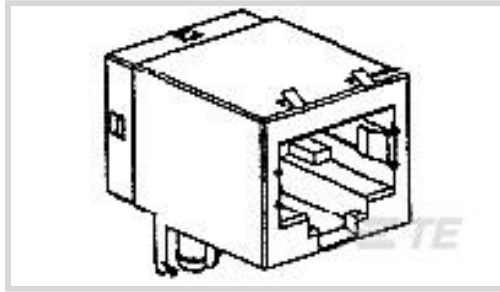
OEG Miniature Relay PCF

TE Internal #: 1888376-1

RJ45 Connector, Single Port, 1 x 1, Jack, Shielded, Cat 5, Standard - Latch Down, 8 Position, Low Profile, OEG Miniature Relay PCF

[View on TE.com >](#)

Connectors > Modular Jacks & Plugs > RJ45 Connectors



Modular Jack & Plug Interface Type: **RJ45**

Port Configuration: **Single Port**

Port Matrix Configuration: **1 x 1**

Modular Jacks & Plugs Products: **RJ Type Jacks & Plugs**

Connector Contact Density: **Standard**

**Features**

**Product Type Features**

Connector Product Type	Connector Assembly
Modular Jack & Plug Interface Type	RJ45
Modular Jacks & Plugs Products	RJ Type Jacks & Plugs
Modular Connector Style	Jack
Grounding Options	PCB Ground
Connector & Contact Terminates To	Printed Circuit Board

**Configuration Features**

Number of PCB Ground Tabs	2
Port Configuration	Single Port
Port Matrix Configuration	1 x 1
Connector Contact Density	Standard
Number of Positions	8
Number of Loaded Positions	8
PCB Mount Orientation	Right Angle

**Body Features**

Shield Plating Material	Nickel
Shield Material	Brass
Modular Jack Latch Orientation	Standard - Latch Down
Connector Profile	Low



### Contact Features

Contact Underplating Material	Nickel
PCB Contact Termination Area Plating Material	Tin
Contact Current Rating (Max)	.2 A, 1.5 A
Contact Mating Area Plating Material	Gold (Au)
Contact Base Material	Phosphor Bronze
Contact Mating Area Plating Material Thickness	1.27 $\mu$ m[50 $\mu$ in]

### Termination Features

Termination Method to PCB	Through Hole - Solder
Termination Post & Tail Length	3.56 mm[.14 in]

### Mechanical Attachment

Panel Mount Feature	Without
Connector Mounting Type	Board Mount, Panel Mount

### Housing Features

Mating Entry Location	Side
Centerline (Pitch)	1.02 mm[.04 in]
Housing Color	Black
Housing Material	Nylon

### Dimensions

PCB Thickness (Recommended)	1.57 mm[.062 in]
Connector Height	13.72 mm[.537 in]

### Usage Conditions

Operating Temperature Range	-40 – 85 $^{\circ}$ C[-40 – 185 $^{\circ}$ F]
-----------------------------	---

### Operation/Application

Indicator Type	No Indicator
Shielded	Yes
Circuit Application	Signal

### Industry Standards

UL Flammability Rating	UL 94V-0
Performance Category	Cat 5

### Packaging Features

--	--



Packaging Quantity	90
Packaging Method	Box & Tray, Tray

### Product Compliance

[For compliance documentation, visit the product page on TE.com>](#)

EU RoHS Directive 2011/65/EU	Compliant
EU ELV Directive 2000/53/EC	Compliant
China RoHS 2 Directive MIIT Order No 32, 2016	有害物质含量符合标准要求 No Restricted Substance(s) Above Threshold
EU REACH Regulation (EC) No. 1907/2006	Current ECHA Candidate List: JUNE 2025 (250) Candidate List Declared Against: JUNE 2025 (250) Does not contain REACH SVHC
Halogen Content	Not Low Halogen - contains Br or Cl > 900 ppm.
Solder Process Capability	Wave solder capable to 260°C

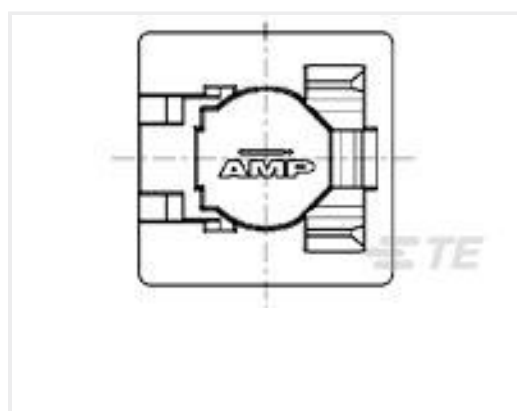
#### Product Compliance Disclaimer

This information is provided based on reasonable inquiry of our suppliers and represents our current actual knowledge based on the information they provided. This information is subject to change. The part numbers that TE has identified as EU RoHS compliant have a maximum concentration of 0.1% by weight in homogenous materials for lead, hexavalent chromium, mercury, PBB, PBDE, DBP, BBP, DEHP, DIBP, and 0.01% for cadmium, or qualify for an exemption to these limits as defined in the Annexes of Directive 2011/65/EU (RoHS2). Finished electrical and electronic equipment products will be CE marked as required by Directive 2011/65/EU. Components may not be CE marked. Additionally, the part numbers that TE has identified as EU ELV compliant have a maximum concentration of 0.1% by weight in homogenous materials for lead, hexavalent chromium, and mercury, and 0.01% for cadmium, or qualify for an exemption to these limits as defined in the Annexes of Directive 2000/53/EC (ELV). Regarding the REACH Regulation, the information TE provides on SVHC in articles for this part number is based on the latest European Chemicals Agency (ECHA) 'Guidance on requirements for substances in articles' posted at this URL: <https://echa.europa.eu/guidance-documents/guidance-on-reach>

### Compatible Parts




TE Part # 1521003-2  
CAT 5E CABLE ASSY, 8 POS RJ45



TE Part # 188729-1  
8P.COVER/SOLD.STOP

Also in the Series | [OEG Miniature Relay PCF](#)




Combo Jacks(1)



Connector Contacts(1)



Power Contacts(1)



RJ14 Connectors(1)



RJ25 Connectors(7)


## Customers Also Bought



TE Part #T3165320111-000  
BLIND-32-M



TE Part #5-104362-2  
03 MTE HDR SRST LATCH W/HLDWN



TE Part #3-1462039-4  
IM06CJR=IM RELAY 140mW12V HDV



TE Part #4-1734774-8  
PCI EXP 2.3L 164 POS BLK 30u"




TE Part #2301994-1  
RJ45 JACK INT.MAG. 10/100 1X1 INV.



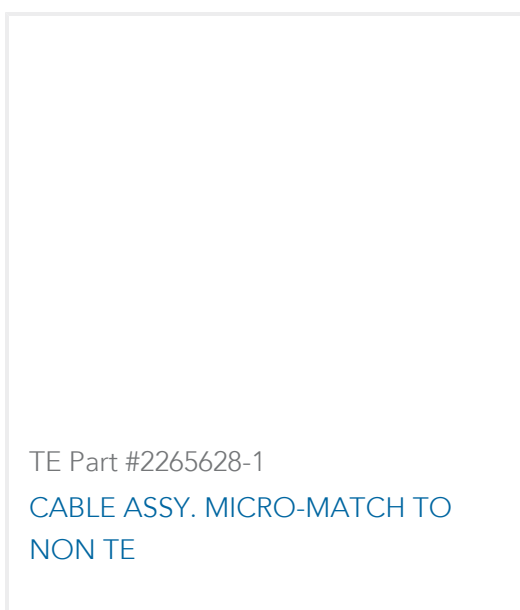
TE Part #2-2301994-5  
RJ45 JACK INT.MAG. 1GB 1X1 INV.



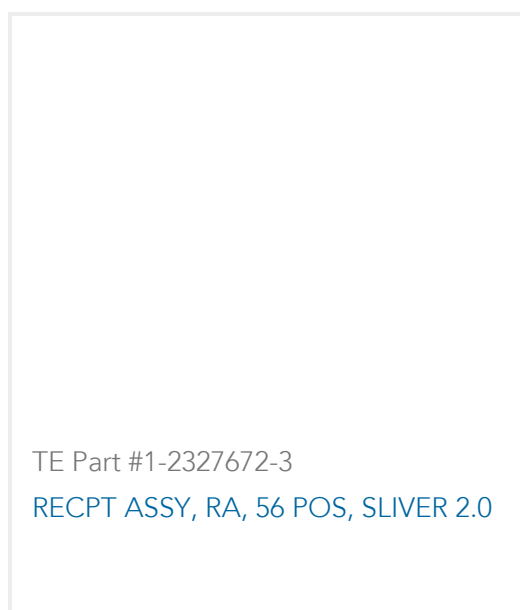
TE Part #2301997-5  
RJ45 JACK INT.MAG. 10/100 LED 2X1



TE Part #5-1393704-9  
V23552A2255S 6=SIPAC FL 2SU



TE Part #2265628-1  
CABLE ASSY. MICRO-MATCH TO  
NON TE



TE Part #1-2327672-3  
RECPT ASSY, RA, 56 POS, SLIVER 2.0

## Documents



### Product Drawings

[MJ,8POS,R/A,CAT5,SHLD,PC GND](#)

English

---

### CAD Files

[3D PDF](#)

3D

Customer View Model

[ENG\\_CVM\\_CVM\\_1888376-1\\_C\\_c-1888376-1-c.2d\\_dxf.zip](#)

English

Customer View Model

[ENG\\_CVM\\_CVM\\_1888376-1\\_C\\_c-1888376-1-c.3d\\_igs.zip](#)

English

Customer View Model

[ENG\\_CVM\\_CVM\\_1888376-1\\_C\\_c-1888376-1-c.3d\\_stp.zip](#)

English

By downloading the CAD file I accept and agree to the [Terms and Conditions](#) of use.

---

### Product Specifications

[Application Specification](#)

English

---

### Agency Approvals

[CSA Certificate](#)

English