



Passive Components > Resistors > Through-Hole Resistors



Resistance Value: 14.7K  $\Omega$

Resistor Type: Precision Resistor

Element Type: Thin Film

Power Rating: .25 W

Resistance Class: 1k $\Omega$  – 1M $\Omega$

## Features

### Usage Conditions

|                             |              |
|-----------------------------|--------------|
| Operating Temperature Range | -55 – 155 °C |
| Temperature Coefficient     | ±15 ppm/°C   |

### Electrical Characteristics

|                             |                           |
|-----------------------------|---------------------------|
| Operating Voltage           | 350 V                     |
| Resistance Value            | 14.7K $\Omega$            |
| Power Rating                | .25 W                     |
| Resistance Class            | 1k $\Omega$ – 1M $\Omega$ |
| Passive Component Tolerance | .1 %                      |

### Product Type Features

|               |                    |
|---------------|--------------------|
| Resistor Type | Precision Resistor |
| Element Type  | Thin Film          |

### Configuration Features

|                     |   |
|---------------------|---|
| Number of Resistors | 1 |
|---------------------|---|

### Body Features

|           |              |
|-----------|--------------|
| Lead Type | Axial-Leaded |
|-----------|--------------|

### Termination Features

|                                |        |
|--------------------------------|--------|
| Termination Area Base Material | Copper |
| Number of Terminations         | 2      |

### Dimensions

|                              |              |
|------------------------------|--------------|
| Passive Component Dimensions | 7.2 x 2.5 mm |
|------------------------------|--------------|

### Packaging Features

|                  |             |
|------------------|-------------|
| Packaging Method | Bandoliered |
|------------------|-------------|

### Other

|                    |           |
|--------------------|-----------|
| EU RoHS Compliance | Compliant |
| EU ELV Compliance  | Compliant |

### Product Compliance

[For compliance documentation, visit the product page on TE.com>](#)

|   |   |
|---|---|
| EU RoHS Directive 2011/65/EU                  | Compliant   |
| EU ELV Directive 2000/53/EC                   | Compliant   |
| China RoHS 2 Directive MIIT Order No 32, 2016 | No Restricted Materials Above Threshold   |
| EU REACH Regulation (EC) No. 1907/2006        | Current ECHA Candidate List: JUNE 2024 (241)<br>Candidate List Declared Against: JUNE 2024 (241)<br>Does not contain REACH SVHC |
| Halogen Content                               | Low Halogen - Br, Cl, F, I < 900 ppm per homogenous material. Also BFR/CFR/PVC Free   |
| Solder Process Capability                     | Wave solder capable to 265°C  |


#### Product Compliance Disclaimer

This information is provided based on reasonable inquiry of our suppliers and represents our current actual knowledge based on the information they provided. This information is subject to change. The part numbers that TE has identified as EU RoHS compliant have a maximum concentration of 0.1% by weight in homogenous materials for lead, hexavalent chromium, mercury, PBB, PBDE, DBP, BBP, DEHP, DIBP, and 0.01% for cadmium, or qualify for an exemption to these limits as defined in the Annexes of Directive 2011/65/EU (RoHS2). Finished electrical and electronic equipment products will be CE marked as required by Directive 2011/65/EU. Components may not be CE marked. Additionally, the part numbers that TE has identified as EU ELV compliant have a maximum concentration of 0.1% by weight in homogenous materials for lead, hexavalent chromium, and mercury, and 0.01% for cadmium, or qualify for an exemption to these limits as defined in the Annexes of Directive 2000/53/EC (ELV). Regarding the REACH Regulation, the information TE provides on SVHC in articles for this part number is based on the latest European Chemicals Agency (ECHA) 'Guidance on requirements for substances in articles' posted at this URL: <https://echa.europa.eu/guidance-documents/guidance-on-reach>


### Compatible Parts




TE Part # 1879623-8  
H4 1K3 0.1% 5PPM




TE Part # 2-1879622-2  
H4P 1M0 1% 50PPM



TE Part # 5-1879642-1  
H8 5K0 0.1% 25PPM



TE Part # 9-1879664-1  
H8 10K 0.1% 15PPM



TE Part # 1879629-8  
H4P 127R 0.5% 5PPM

### Also in the Series | Holsworthy Holco



Through-Hole Resistors(6370)

### Customers Also Bought



TE Part #M902-2243  
BKSHL, 24SZ, CBL SZ .430-.570, HDP L015



TE Part #HDP26-24-31PT-L015  
PLG, 31P, BLK, T, THD, 16, P



TE Part #HD36-24-23PE-072  
PLG, 23P, AL, E, THD ADPT DRAIN, 16, P



TE Part #103653-5  
06 MTE SHRD PIN HSG SR LATCH



TE Part #CAT-H3930-RC8382  
Receptacle Protective Caps - DEUTSCH HD30



TE Part #DTM04-12PB  
REC, 12P, BLK, N, B



TE Part #DT04-12PA-P021  
REC, 12P, GRY, BUSBAR 1X12, NICKEL, A



TE Part #8-1393305-4  
VF445H11S05/X830



## Documents

### Product Drawings

[H8 14K7 0.1% 15PPM](#)

English

### CAD Files

[3D PDF](#)

3D

Customer View Model

[ENG\\_CVM\\_CVM\\_1879665-8\\_BA.2d\\_dxf.zip](#)

English

Customer View Model

[ENG\\_CVM\\_CVM\\_1879665-8\\_BA.3d\\_igs.zip](#)

English

Customer View Model

[ENG\\_CVM\\_CVM\\_1879665-8\\_BA.3d\\_stp.zip](#)

English

By downloading the CAD file I accept and agree to the [Terms and Conditions](#) of use.

### Datasheets & Catalog Pages

[1309350\\_PASSIVE\\_COMPONENT](#)

English

[Axial Leaded Precision Resistors - Type HOLCO Series](#)

English

[8-1773459-4\\_POWER\\_FILTERING\\_AND\\_RESISTIVE\\_SOLUTIONS\\_FOR\\_ELEVATORS\\_AND\\_ESCALATORS](#)

English