

178487-1 ✓ ACTIVE

AMP Universal Power

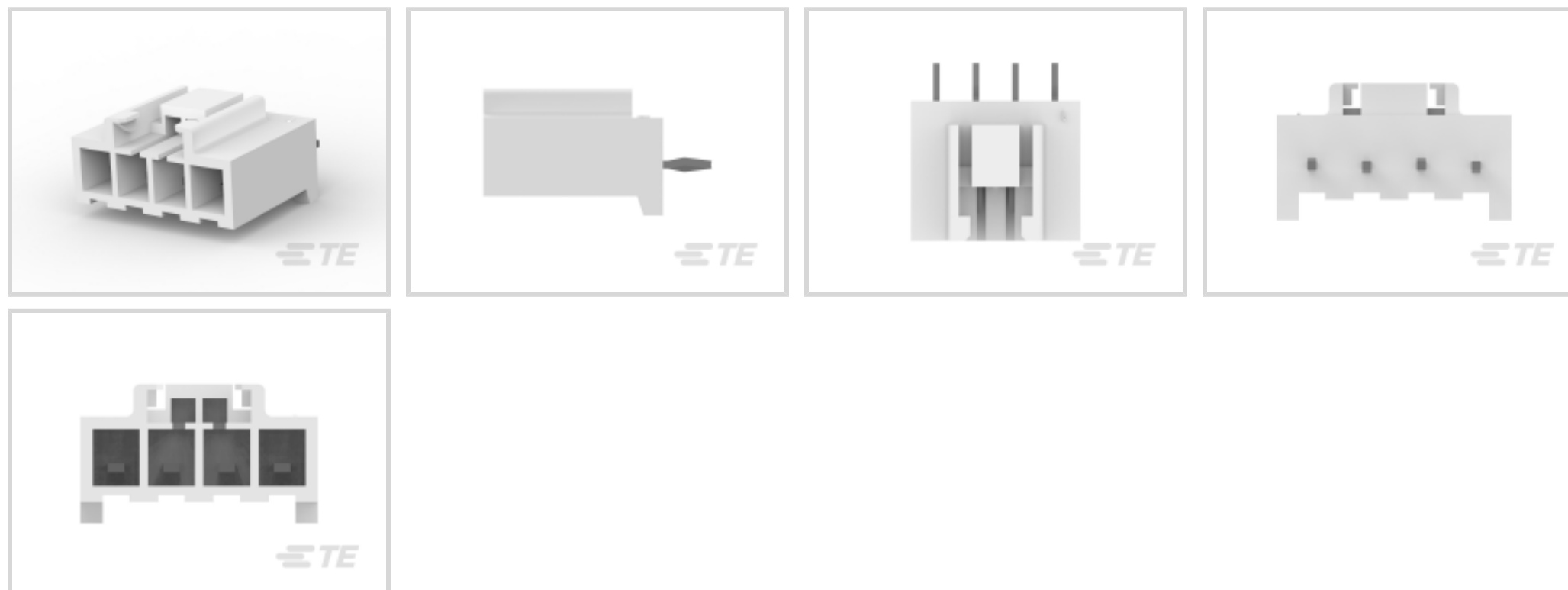
TE Internal #: 178487-1

PCB Mount Header, Vertical, Wire-to-Board, 4 Position, 3.96 mm [.155 in] Centerline, Fully Shrouded, Tin, Through Hole - Solder, AMP Universal Power

[View on TE.com >](#)



Connectors > PCB Connectors > PCB Headers & Receptacles



PCB Connector Assembly Type: **PCB Mount Header**

PCB Mount Orientation: **Vertical**

Connector System: **Wire-to-Board**

Number of Positions: **4**

Number of Rows: **1**

### Features

#### Electrical Characteristics

Operating Voltage	50 VAC
-------------------	--------

#### Dimensions

Connector Width	9.9 mm[.39 in]
PCB Thickness (Recommended)	1.6 mm[.063 in]
Connector Height	14 mm[.551 in]
Connector Length	16.98 mm[.669 in]

#### Packaging Features

Packaging Quantity	250
Packaging Method	Bag

#### Industry Standards

Glow Wire Rating	Standard Part - Not Glow Wire
UL Flammability Rating	UL 94V-0

#### Usage Conditions



Operating Temperature (Max)	105 °C[221 °F]
Operating Temperature Range	-30 – 105 °C[-22 – 221 °F]

### Mechanical Attachment

Panel Mount Feature	Without
Mating Retention Type	Locking Latch
Mating Retention	With
PCB Mount Retention Type	Kinked
PCB Mount Retention	With
PCB Mount Alignment	Without
Connector Mounting Type	Board Mount
Mating Alignment	Without

### Termination Features

Rectangular Termination Post & Tail Width	.64 mm[.025 in]
Rectangular Termination Post & Tail Thickness	.64 mm[.025 in]
Termination Post & Tail Length	3.8 mm[.15 in]
Termination Method to PCB	Through Hole - Solder

### Contact Features

Contact Underplating Material	Nickel
Contact Underplating Material Thickness	.8 – 1.8 µm[31.49 – 70.86 µin]
PCB Contact Termination Area Plating Material Finish	Bright
Contact Size	1.2mm
Contact Mating Area Plating Material Thickness	1 µm[39.37 µin]
Mating Tab Width	1.2 mm[.047 in]
PCB Contact Termination Area Plating Material Thickness	1 µm[39.37 µin]
Contact Shape & Form	Rectangular
Contact Layout	Inline
Contact Base Material	Brass
Mating Tab Thickness	.64 mm[.025 in]
PCB Contact Termination Area Plating Material	Tin
Contact Mating Area Plating Material Finish	Bright
Contact Mating Area Plating Material	Tin
Contact Type	Tab
Contact Current Rating (Max)	10 A



### Housing Features

Mating Entry Location	Top
Housing Material	Nylon 6/6 GF
Centerline (Pitch)	3.96 mm [.155 in]

### Configuration Features

Number of Columns	4
Number of Loaded Positions	4
Number of Power Positions	4
Connector Contact Load Condition	Fully Loaded
PCB Mount Orientation	Vertical
Number of Positions	4
Number of Rows	1

### Product Type Features

Mixed & Hybrid Header	No
Connector Shape	Rectangular
PCB Connector Assembly Type	PCB Mount Header
Connector System	Wire-to-Board
Header Type	Fully Shrouded
Sealable	No
Connector & Contact Terminates To	Printed Circuit Board

### Body Features

Primary Product Color	Natural
-----------------------	---------

### Operation/Application

Circuit Application	Power
---------------------	-------

### Other

EU RoHS Compliance	Compliant
EU ELV Compliance	Compliant

### Product Compliance

[For compliance documentation, visit the product page on TE.com>](#)

EU RoHS Directive 2011/65/EU	Compliant
EU ELV Directive 2000/53/EC	Compliant




China RoHS 2 Directive MIIT Order No 32, 2016	No Restricted Materials Above Threshold
EU REACH Regulation (EC) No. 1907/2006	Current ECHA Candidate List: JUNE 2024 (241) Candidate List Declared Against: JUNE 2024 (241) Does not contain REACH SVHC
Halogen Content	Not Low Halogen - contains Br or Cl > 900 ppm.
Solder Process Capability	Wave solder capable to 265°C

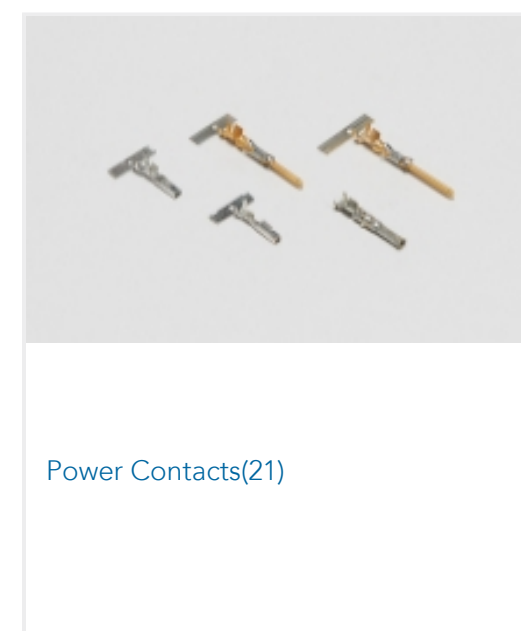
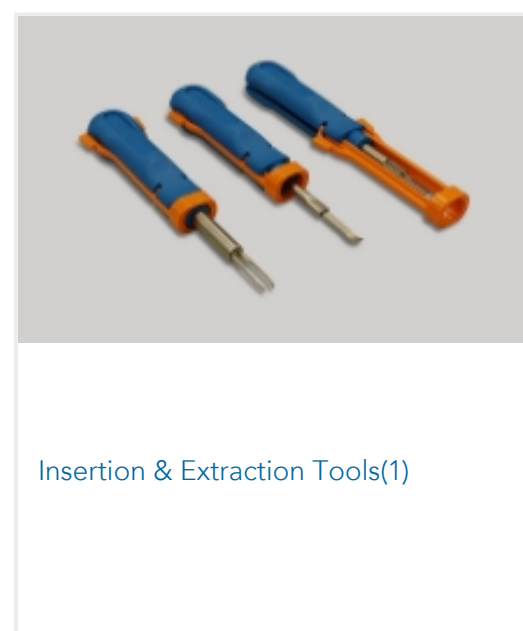

Product Compliance Disclaimer

This information is provided based on reasonable inquiry of our suppliers and represents our current actual knowledge based on the information they provided. This information is subject to change. The part numbers that TE has identified as EU RoHS compliant have a maximum concentration of 0.1% by weight in homogenous materials for lead, hexavalent chromium, mercury, PBB, PBDE, DBP, BBP, DEHP, DIBP, and 0.01% for cadmium, or qualify for an exemption to these limits as defined in the Annexes of Directive 2011/65/EU (RoHS2). Finished electrical and electronic equipment products will be CE marked as required by Directive 2011/65/EU. Components may not be CE marked. Additionally, the part numbers that TE has identified as EU ELV compliant have a maximum concentration of 0.1% by weight in homogenous materials for lead, hexavalent chromium, and mercury, and 0.01% for cadmium, or qualify for an exemption to these limits as defined in the Annexes of Directive 2000/53/EC (ELV). Regarding the REACH Regulation, the information TE provides on SVHC in articles for this part number is based on the latest European Chemicals Agency (ECHA) 'Guidance on requirements for substances in articles' posted at this URL: <https://echa.europa.eu/guidance-documents/guidance-on-reach>

### Compatible Parts




### Also in the Series | AMP Universal Power





Rectangular Power Connectors(112)



Wire-to-Board Headers &amp; Receptacles (51)

## Customers Also Bought

TE Part #5-103735-2  
03 MTE HDR SRST LATCH .100CLTE Part #CAT-D9934-A75E  
Header Assembly: Wire-to-Board, 15A, gold or tin platedTE Part #178488-1  
UP 3.96 5P TAB HDR NAT TYPE 1TE Part #640717-1  
12P UMNL STR/RELTE Part #350824-1  
02P UMNL HDR ASSY PC 94VOTE Part #CAT-D9934-A66B  
DYNAMIC 2000 HDR ASSY

## Documents

### Product Drawings

[UP 3.96 4P TAB HDR NAT TYPE 1](#)

English

### CAD Files

[3D PDF](#)

3D

Customer View Model

[ENG\\_CVM\\_CVM\\_178487-1\\_F.2d\\_dxf.zip](#)

English

Customer View Model

[ENG\\_CVM\\_CVM\\_178487-1\\_F.3d\\_igs.zip](#)

English

Customer View Model

[ENG\\_CVM\\_CVM\\_178487-1\\_F.3d\\_stp.zip](#)

English

[3D PDF](#)



English

**Customer View Model**

[ENG\\_CVM\\_178487-1\\_E.3d\\_igs.zip](#)

English

**Customer View Model**

[ENG\\_CVM\\_178487-1\\_E.3d\\_stp.zip](#)

English

**Customer View Model**

[ENG\\_CVM\\_178487-1\\_E.2d\\_dxf.zip](#)

English

By downloading the CAD file I accept and agree to the [Terms and Conditions](#) of use.

---

**Product Specifications**

[Application Specification](#)

English

---

**Instruction Sheets**

[AMP UNIVERSAL POWER CONNECTOR SERIES](#)

English

[Instruction Sheet \(non U.S.\)](#)

English

---

**Agency Approvals**

[UL Report](#)

English