

1766436-1 ✓ ACTIVE

MINI CROWN EDGE | CROWN EDGE

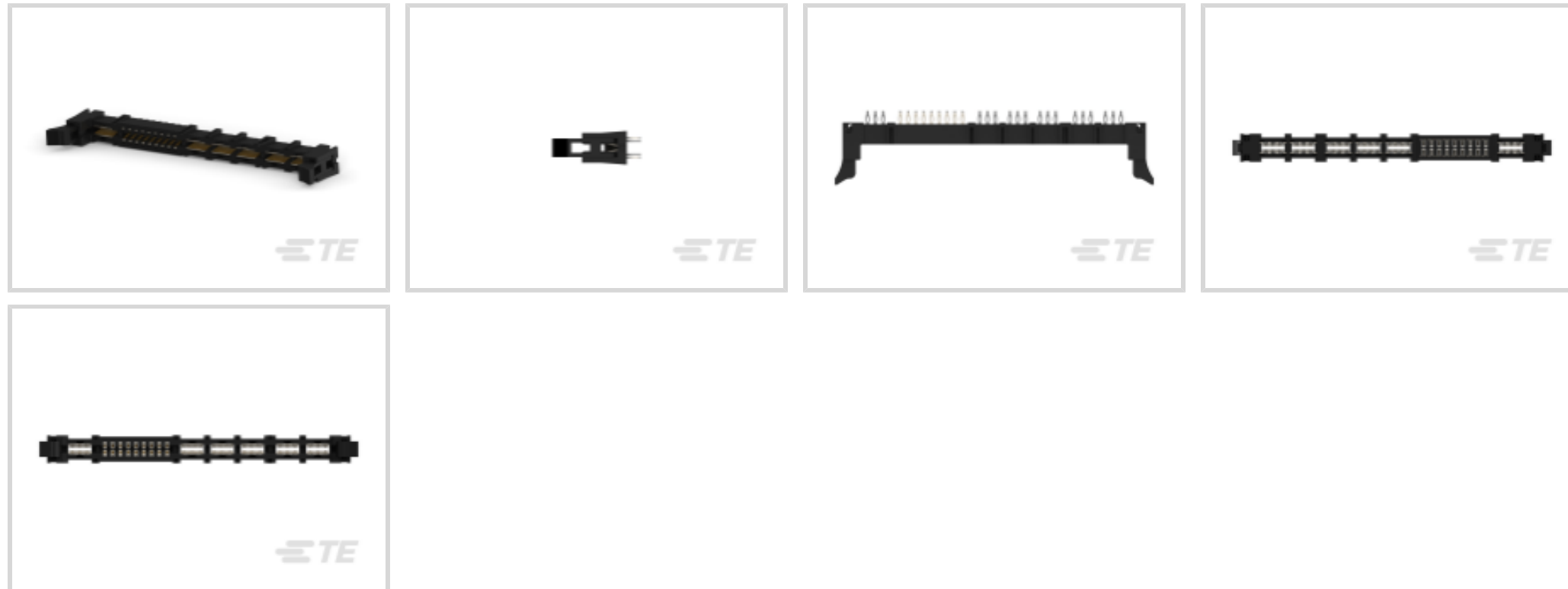
TE Internal #: 1766436-1

Board-to-Board Card Edge Power Connector, 30 Position, 2.5 mm [.098 in] Centerline, Power & Signal, 12 Power Positions, CROWN EDGE

[View on TE.com >](#)



Connectors > PCB Connectors > Card Edge Connectors > Card Edge Power Connectors



Connector System: **Board-to-Board**

Number of Positions: **30**

Centerline (Pitch): **2.5 mm [.098 in]**

Contact Current Rating (Max): **25 A**

Circuit Application: **Power & Signal**

Features

Industry Standards

Compatible With Agency/Standards Products	UL, CSA
UL Flammability Rating	UL 94V-0
Compatible With Approved Standards Products	CSA 1935071, UL 1977

Body Features

Primary Product Color	Black
-----------------------	-------

Mechanical Attachment

Connector Mounting Type	Board Mount
Mating Retention Type	Latch
PCB Mount Retention	With
Mating Retention	With
PCB Mount Retention Type	Action/Compliant Tail
Mating Alignment	With
PCB Mount Alignment	Without

Packaging Features



Packaging Quantity	32
Packaging Method	Box

Termination Features

Termination Post & Tail Length	3.8 mm[.148 in]
Termination Method to PCB	Through Hole - Press-Fit

Dimensions

Card Slot Depth	6 mm[.236 in]
Row-to-Row Spacing	3.3 mm[.129 in]
Accepts Card Thickness	1.57 mm[.062 in]
Accepts Card Width	93.34 mm[3.67 in]
PCB Thickness (Recommended)	2.36 mm[.093 in]
Connector Height	20 mm[.787 in]
Power Contact Centerline	9.7 mm[.381 in]

Contact Features

Contact Mating Area Plating Material Thickness	.76 μ m[29.92 μ in]
PCB Contact Termination Area Plating Material Thickness	3.81 μ m[150 μ in]
Contact Layout	Staggered
Contact Base Material	Copper Alloy
PCB Contact Termination Area Plating Material	Tin
Contact Type	Socket
Contact Current Rating (Max)	25 A
Contact Mating Area Plating Material	Gold

Housing Features

Housing Material	Glass-Filled Polyester
Centerline (Pitch)	2.5 mm[.098 in]

Configuration Features

PCB Mount Orientation	Vertical
Number of Positions	30
Number of Power Positions	12
Number of Signal Positions	18
Number of Dual Positions	6

Product Type Features



Connector & Contact Terminates To	Printed Circuit Board
Connector Mates With	Printed Circuit Board
Connector & Housing Type	Receptacle
Connector System	Board-to-Board

Electrical Characteristics

Operating Voltage	250 V
-------------------	-------

Usage Conditions

Operating Temperature Range	-55 – 105 °C[-67 – 221 °F]
-----------------------------	----------------------------

Operation/Application

Circuit Application	Power & Signal
---------------------	----------------

Other

EU RoHS Compliance	Compliant
EU ELV Compliance	Compliant

Product Compliance

[For compliance documentation, visit the product page on TE.com>](#)

EU RoHS Directive 2011/65/EU	Compliant
EU ELV Directive 2000/53/EC	Compliant
China RoHS 2 Directive MIIT Order No 32, 2016	No Restricted Materials Above Threshold
EU REACH Regulation (EC) No. 1907/2006	Current ECHA Candidate List: JUNE 2024 (241) Candidate List Declared Against: JUNE 2024 (241) Does not contain REACH SVHC
Halogen Content	Not Low Halogen - contains Br or Cl > 900 ppm.
Solder Process Capability	Not applicable for solder process capability

Product Compliance Disclaimer

This information is provided based on reasonable inquiry of our suppliers and represents our current actual knowledge based on the information they provided. This information is subject to change. The part numbers that TE has identified as EU RoHS compliant have a maximum concentration of 0.1% by weight in homogenous materials for lead, hexavalent chromium, mercury, PBB, PBDE, DBP, BBP, DEHP, DIBP, and 0.01% for cadmium, or qualify for an exemption to these limits as defined in the Annexes of Directive 2011/65/EU (RoHS2). Finished electrical and electronic equipment products will be CE marked as required by Directive 2011/65/EU. Components may not be CE marked. Additionally, the part numbers that TE has identified as EU ELV compliant have a maximum concentration of 0.1% by weight in homogenous materials for lead, hexavalent chromium, and mercury, and 0.01% for cadmium, or qualify for an exemption to these limits as defined in the Annexes of Directive 2000/53/EC (ELV). Regarding the REACH Regulation, the information TE provides

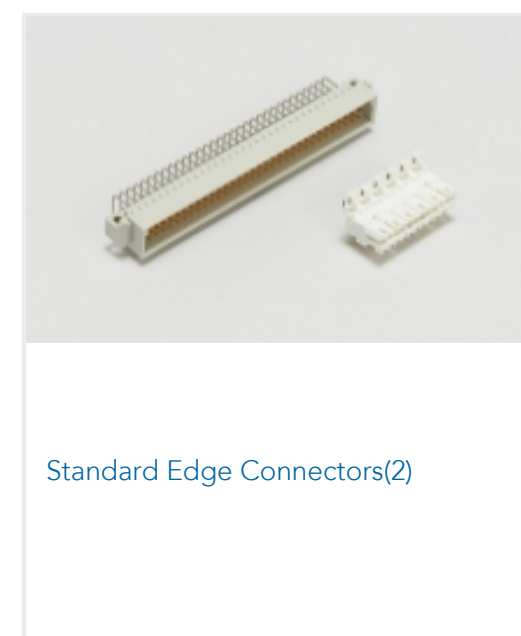
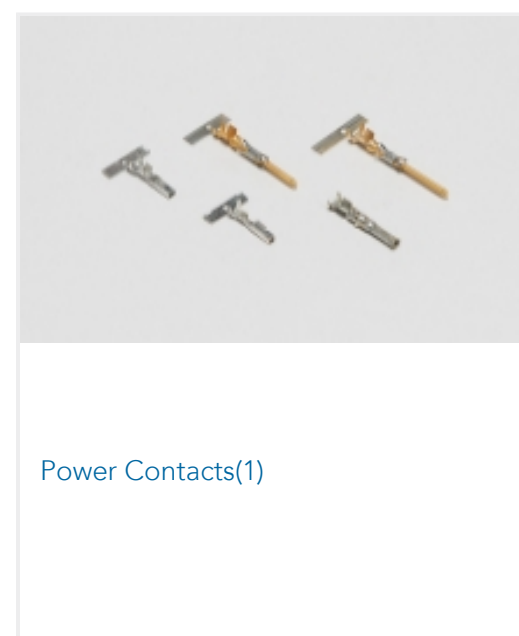
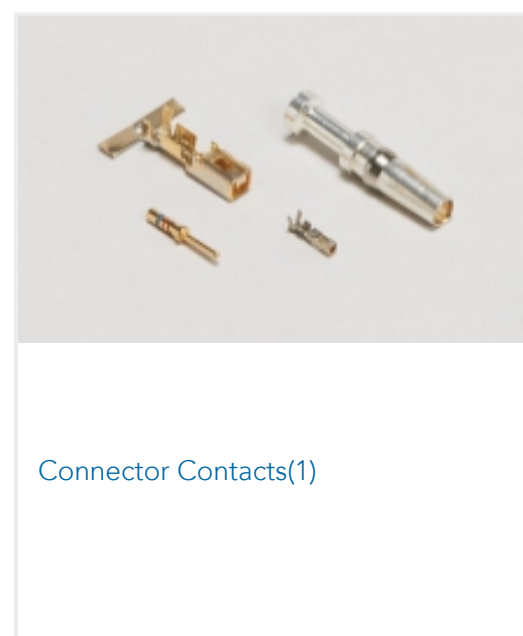


on SVHC in articles for this part number is based on the latest European Chemicals Agency (ECHA) 'Guidance on requirements for substances in articles' posted at this URL: <https://echa.europa.eu/guidance-documents/guidance-on-reach>


Compatible Parts




Also in the Series | CROWN EDGE



Customers Also Bought





Documents

Product Drawings

[283-0172-04003=TA CONN,SKT](#)

English

CAD Files

[3D PDF](#)

3D

Customer View Model

[ENG_CVM_CVM_1766436-1_B.2d_dxf.zip](#)

English

Customer View Model

[ENG_CVM_CVM_1766436-1_B.3d_igs.zip](#)

English

Customer View Model

[ENG_CVM_CVM_1766436-1_B.3d_stp.zip](#)

English

By downloading the CAD file I accept and agree to the [Terms and Conditions](#) of use.

Datasheets & Catalog Pages

[POWER_CONNECTORS_CATALOG_SEC04_VRM](#)

English

Product Specifications

[Application Specification](#)

English