

176289-1 ✓ ACTIVE

AMP Universal Power


TE Internal #: 176289-1

Housing, Receptacle, Wire-to-Wire, 12 Position, 3.96 mm [.156 in]
Centerline, Wire & Cable, AMP Universal Power, Rectangular Power
Connectors

[View on TE.com >](#)



Connectors > Power Connectors > Rectangular Power > Rectangular Power Connectors



Rectangular Power Connector Type: **Housing**

Connector & Housing Type: **Receptacle**

Connector System: **Wire-to-Wire**

Number of Positions: **12**

Centerline (Pitch): **3.96 mm [.156 in]**

Features

Packaging Features

Packaging Quantity	500
Packaging Method	Bag

Dimensions

Product Length	29 mm[1.14 in]
Connector Height	17.6 mm[.69 in]
Row-to-Row Spacing	4.6 mm[.181 in]

Electrical Characteristics

Insulation Resistance	1000 MΩ
Operating Voltage	300 VAC

Mechanical Attachment

Strain Relief	Without
Panel Mount Feature	Without
Mating Retention Type	Latch
PCB Mount Retention	Without



Mating Retention	With
Mating Alignment Type	Polarization
Mating Alignment	With
Connector Mounting Type	Cable Mount (Free-Hanging)

Contact Features

Contact Layout	Matrix
Contact Base Material	Copper Alloy
Contact Current Rating (Max)	7 A
Contact Retention Within Housing	Without
Contact Type	Tab

Product Type Features

Rectangular Power Connector Type	Housing
Connector & Housing Type	Receptacle
Connector System	Wire-to-Wire
Sealable	No
Connector & Contact Terminates To	Wire & Cable

Configuration Features

Number of Positions	12
Number of Rows	3

Termination Features

Termination Method to Wire & Cable	Crimp
------------------------------------	-------

Housing Features

Centerline (Pitch)	3.96 mm [.156 in]
Housing Color	Natural
Housing Material	Nylon 6/6

Usage Conditions

Operating Temperature Range	-30 – 105 °C [-22 – 221 °F]
-----------------------------	-----------------------------

Operation/Application

Circuit Application	Power & Signal
---------------------	----------------

Industry Standards

UL Flammability Rating	UL 94V-0
------------------------	----------



Glow Wire Rating

Standard Part - Not Glow Wire

Other

EU RoHS Compliance

Compliant

EU ELV Compliance

Compliant

Product Compliance

[For compliance documentation, visit the product page on TE.com>](#)

EU RoHS Directive 2011/65/EU

Compliant

EU ELV Directive 2000/53/EC

Compliant

China RoHS 2 Directive MIIT Order No 32, 2016

No Restricted Materials Above Threshold

EU REACH Regulation (EC) No. 1907/2006

Current ECHA Candidate List: JUNE 2024 (241)
Candidate List Declared Against: JUNE 2024 (241)
Does not contain REACH SVHC

Halogen Content

Low Halogen - Br, Cl, F, I < 900 ppm per homogenous material. Also BFR/CFR/PVC Free

Solder Process Capability


Not applicable for solder process capability

Product Compliance Disclaimer

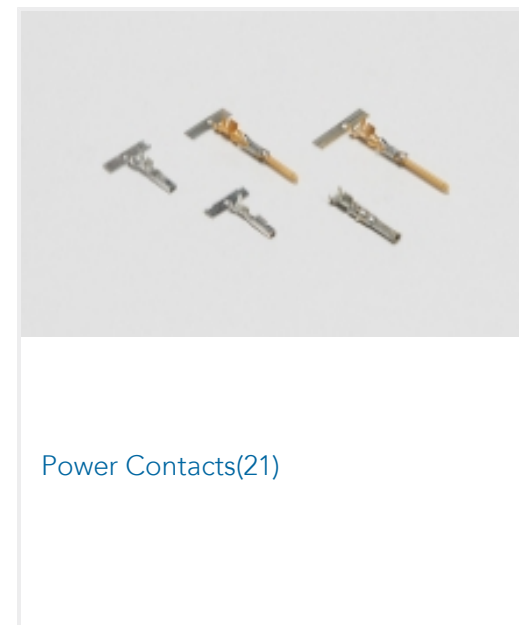
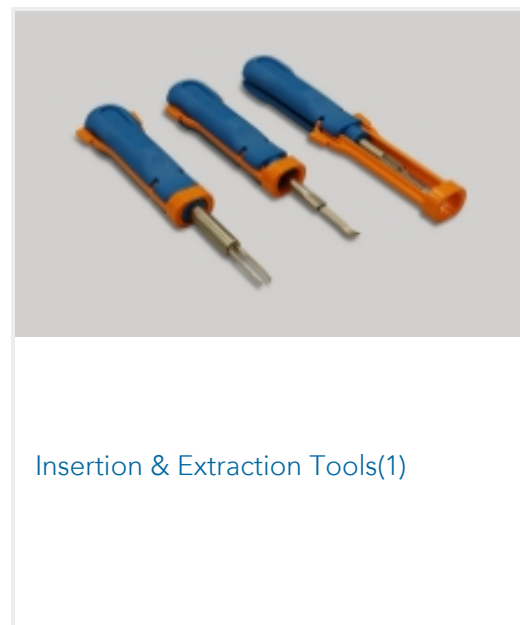

This information is provided based on reasonable inquiry of our suppliers and represents our current actual knowledge based on the information they provided. This information is subject to change. The part numbers that TE has identified as EU RoHS compliant have a maximum concentration of 0.1% by weight in homogenous materials for lead, hexavalent chromium, mercury, PBB, PBDE, DBP, BBP, DEHP, DIBP, and 0.01% for cadmium, or qualify for an exemption to these limits as defined in the Annexes of Directive 2011/65/EU (RoHS2). Finished electrical and electronic equipment products will be CE marked as required by Directive 2011/65/EU. Components may not be CE marked. Additionally, the part numbers that TE has identified as EU ELV compliant have a maximum concentration of 0.1% by weight in homogenous materials for lead, hexavalent chromium, and mercury, and 0.01% for cadmium, or qualify for an exemption to these limits as defined in the Annexes of Directive 2000/53/EC (ELV). Regarding the REACH Regulation, the information TE provides on SVHC in articles for this part number is based on the latest European Chemicals Agency (ECHA) 'Guidance on requirements for substances in articles' posted at this URL: <https://echa.europa.eu/guidance-documents/guidance-on-reach>

Compatible Parts




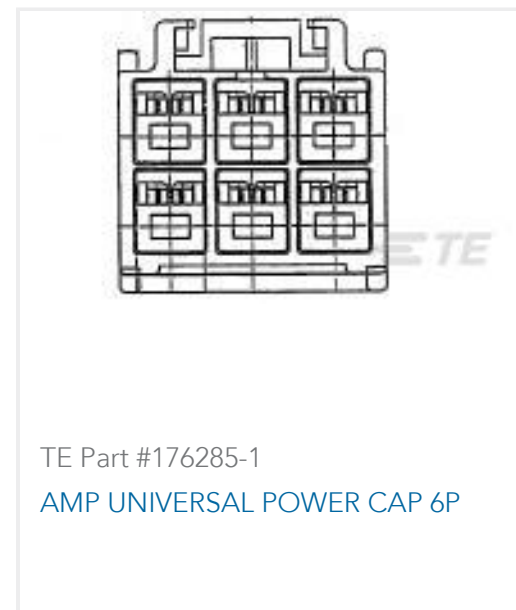



Also in the Series | AMP Universal Power



Customers Also Bought





Documents

Product Drawings

[UNIV POWER CAP HSG 12P F/H](#)

English

CAD Files

[3D PDF](#)

3D

Customer View Model

[ENG_CVM_CVM_176289-1_G.2d_dxf.zip](#)

English

Customer View Model

[ENG_CVM_CVM_176289-1_G.3d_igs.zip](#)

English

Customer View Model

[ENG_CVM_CVM_176289-1_G.3d_stp.zip](#)

English

[3D PDF](#)

English

Customer View Model

[ENG_CVM_176289-1_A.3d_igs.zip](#)

English

Customer View Model

[ENG_CVM_176289-1_A.3d_stp.zip](#)

English

Customer View Model

[ENG_CVM_176289-1_A.2d_dxf.zip](#)

English



By downloading the CAD file I accept and agree to the [Terms and Conditions](#) of use.

Product Specifications

Crimping of Universal Power Contact

English

Product Specification

Japanese

AMP Universal Power Connector

Japanese

Instruction Sheets

AMP UNIVERSAL POWER CONNECTOR SERIES

English

Instruction Sheet (non U.S.)

English

Agency Approvals

UL Report

English